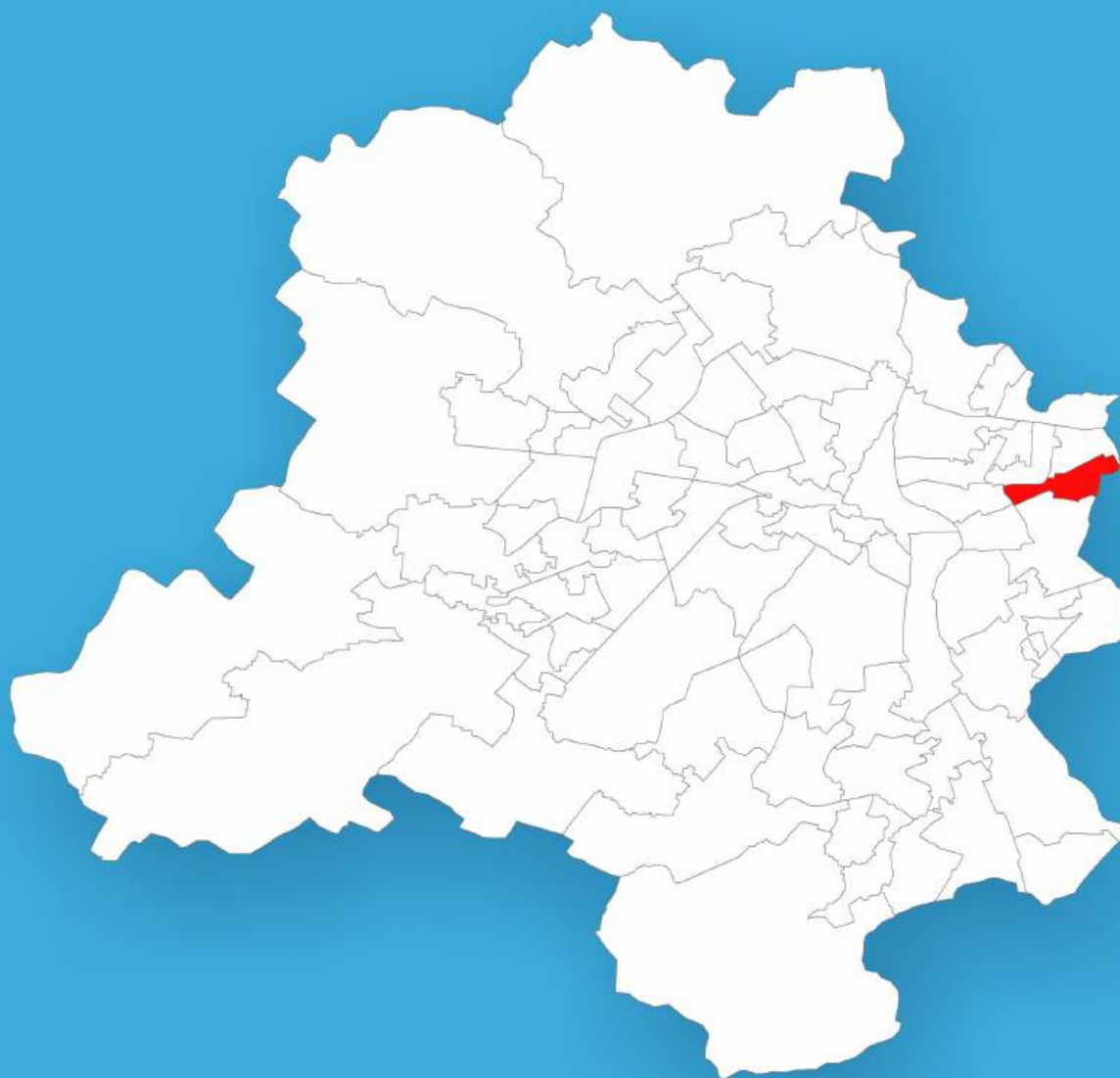




Delhi

# Assembly Factbook™

Shahdara Assembly Constituency

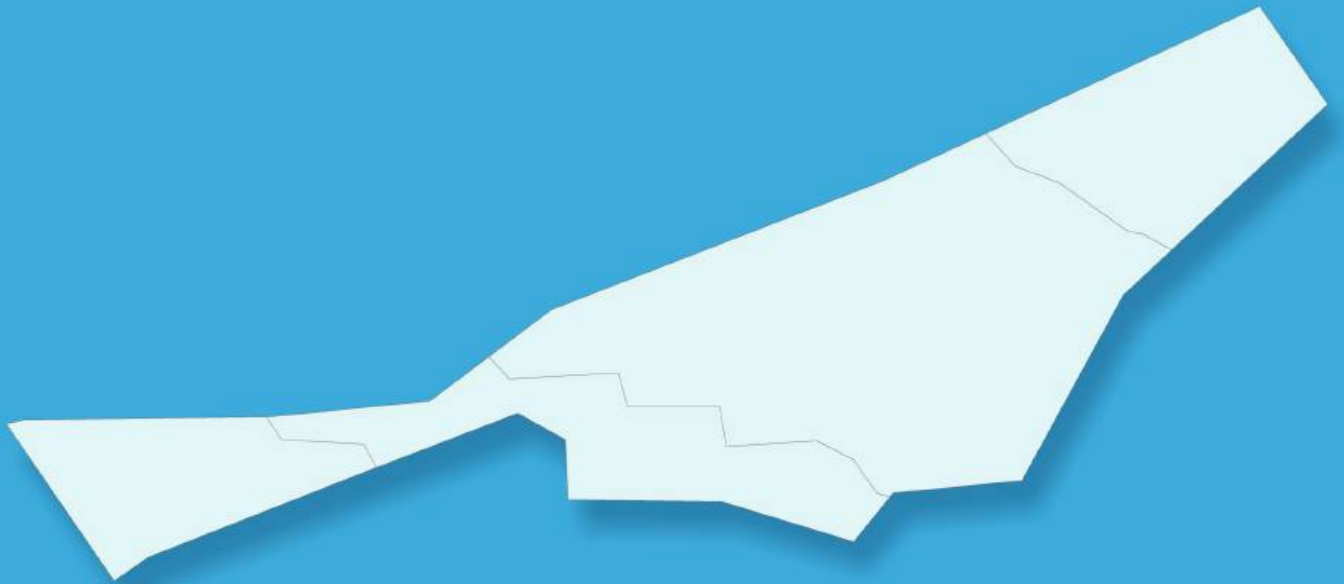


Key Electoral Data of Shahdara  
Assembly Constituency (Vidhan Sabha)

Delhi

# **Assembly Factbook™**

Shahdara Assembly Constituency



Shahdara Vidhan Sabha

## **Editor & Director**

Dr. R.K. Thukral

## **Research Editor**

Dr. Shafeeq Rahman

## **Compiled, Researched and Published by Datanet India Pvt. Ltd.**

D-100, 1st Floor,

Okhla Industrial Area, Phase-I,  
New Delhi- 110020.

Ph.: 91-11- 43580781-84

Email : support@indiastatpublications.com

Website : www.indiastatelections.com

## **Online Book Store :**

www.indiastatpublications.com

**Report No. :** AFB/DL-62-0123

**ISBN :** 978-93-5293-453-9

**First Edition :** January, 2018

**Sixth Updated Edition :** January, 2023

**Price :** Rs. 11500/-

US\$ 310

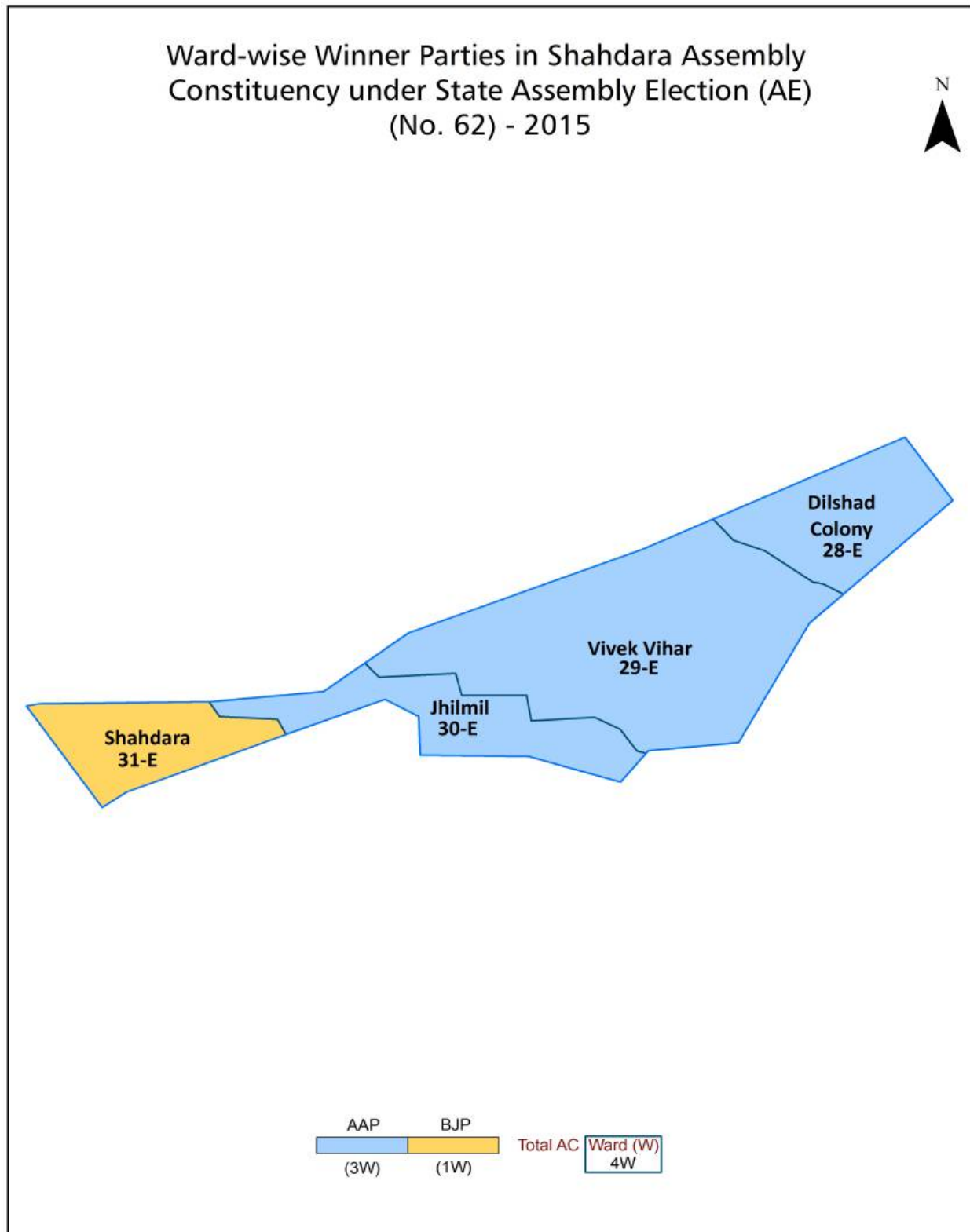
**© Datanet India Pvt. Ltd.**

All rights reserved. No part of this book may be reproduced, stored in a retrieval system or transmitted in any form or by any means, mechanical photocopying, photographing, scanning, recording or otherwise without the prior written permission of the publisher. Please refer to Disclaimer at page no. 180 for the use of this publication.

Printed in India

No.	Particulars	Page No.
<b>1</b>	<b>Introduction</b> Assembly Constituency at a Glance   Features of Assembly as per Delimitation Commission of India (2008)	<b>1-2</b>
<b>2</b>	<b>Location and Political Maps</b> Location Map   Boundaries of Assembly Constituency in District   Boundaries of Assembly Constituency under Parliamentary Constituency   Ward-wise Winner Parties- 2020, 2019, 2015, 2014, 2013, 2009 and 2008	<b>3-11</b>
<b>3</b>	<b>Administrative Setup &amp; Demographics (2011)</b> Ward Name   Ward Number   Population   Population by Ward   Sex Ratio   Religious Population   Social Population	<b>12</b>
<b>4</b>	<b>Electoral Features</b> Important Dates of Last Elections Held   Electors by Gender   Service Electors   Voters   Voters Turnout   Polling Stations & Average Number of Electors per Polling Station   Electors by Age Group   Present Elected Representatives	<b>13-18</b>
<b>5</b>	<b>Historical Summary Election Results</b> Vote Share of Major Parties   Winning Margin (Number & Percentage)   Polarity   Summary Result of Assembly Segment of Parliamentary Election 2019, 2014, 2009, 2004 and 1999   Summary Result of Assembly Elections 2020, 2015, 2013, 2008, 2003, 1998, 1993, 1983, 1977, 1972 and 1952	<b>19-37</b>
<b>6</b>	<b>Polling Station Level Election Results</b> Name and Number of Polling Station 2020, 2019, 2015, 2014, 2013, 2009 and 2008   Polling Station-wise Electoral, Voter & Voter Turnout 2020, 2019, 2015, 2014, 2013, 2009 and 2008   Polling Station wise Elections Results 2020, 2019, 2015, 2014, 2013, 2009 and 2008	<b>38-162</b>
<b>7</b>	<b>MCD Ward Election Result</b> MCD Election 2017 and 2012	<b>163-173</b>
<b>8</b>	<b>Share of Assembly Constituency</b> Share of Assembly Constituency in State and Parliamentary Constituency	<b>174</b>
<b>9</b>	<b>Abbreviation &amp; Sources</b>	<b>177-178</b>
<b>10</b>	<b>Disclaimer</b>	<b>180</b>

## Location & Political Map

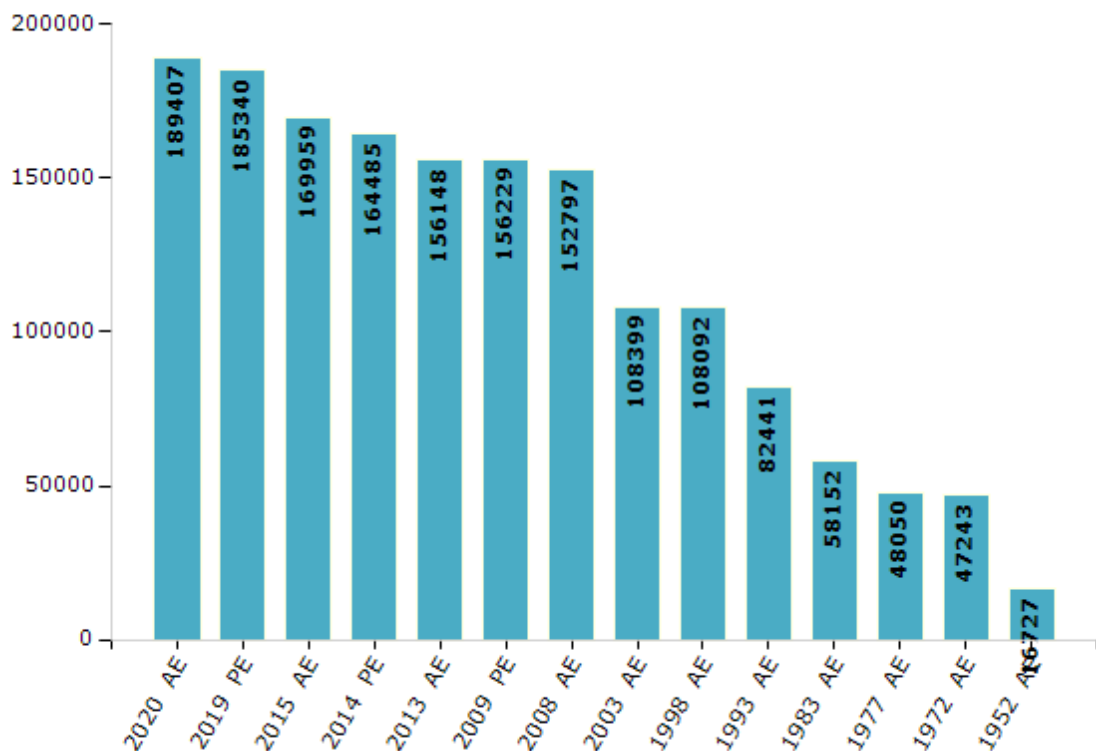


## Electoral Features

### Electors by Male & Female

Year	Male	Female	Others	Total	Year	Male	Female	Others	Total
2020 AE	99540	89862	5	189407	2003 AE	58576	49823	-	108399
2019 PE	97670	87664	6	185340	1999 PE	-	-	-	-
2015 AE	90585	79368	6	169959	1998 AE	59542	48550	-	108092
2014 PE	87713	76766	6	164485	1993 AE	45156	37285	-	82441
2013 AE	83373	72770	5	156148	1983 AE	32020	26132	-	58152
2009 PE	83738	72491	0	156229	1977 AE	25852	22198	-	48050
2008 AE	81832	70965	-	152797	1972 AE	26032	21211	-	47243
2004 PE	-	-	-	-	1952 AE	-	-	-	16727

Number of Electors

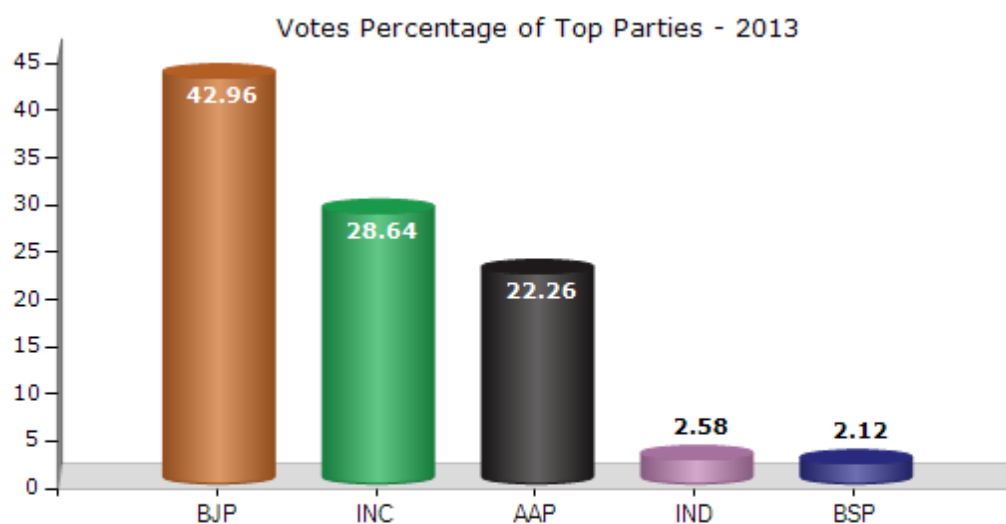


Note : AE : Assembly Election, PE : Assembly Segment of Parliamentary Election

## Historical Summary Election Results

### Summary Result of Assembly Election - 2013

Candidate Name	Party	Votes	Votes %
Jitender Singh Shunty	BJP	45364	42.96
Narender Nath	INC	30247	28.64
Balbir Singh	AAP	23512	22.26
Achal Sharma	IND	2725	2.58
Bhim Singh	BSP	2239	2.12
Tasavvar	IDP	230	0.22
Nikunj Sharma	NCP	229	0.22
Akeel	SP	132	0.12
Vandana	IND	124	0.12
Ram Kanwar	CPM	121	0.11
Ishwar Dass	IND	89	0.08
	NOTA	595	0.56



## Polling Station Level Election Results

### Number and Name of Polling Stations (PS) (2020)

Number of Polling Stations	Name of Polling Stations	Number of Polling Stations	Name of Polling Stations
1	Rajkiya Sarvodaya Kanya Vidyalaya No-1 Bhola Nath Nagar, Shahdara	22	Parkash Punj Vidya Sadan Bihari Colony Shahdara
2	Rajkiya Sarvodaya Kanya Vidyalaya No-1 Bhola Nath Nagar, Shahdara	23	Parkash Punj Vidya Sadan Bihari Colony Shahdara
3	Rajkiya Sarvodaya Kanya Vidyalaya No-1 Bhola Nath Nagar, Shahdara	24	Babu Ram Govt. Sarvodaya Bal Vidyalaya Bhola Nath Nagar Shahdara
4	Rajkiya Sarvodaya Kanya Vidyalaya No-1 Bhola Nath Nagar, Shahdara	25	P.W.D. Office Near Bus Stop Bihari Colony Shahdara
5	Rajkiya Sarvodaya Kanya Vidyalaya No-1 Bhola Nath Nagar, Shahdara	26	P.W.D. Office Near Bus Stop Bihari Colony Shahdara
6	Rajkiya Sarvodaya Kanya Vidyalaya No-1 Bhola Nath Nagar, Shahdara	27	P.W.D. Office Near Bus Stop Bihari Colony Shahdara
7	Rajkiya Sarvodaya Kanya Vidyalaya No-1 Bhola Nath Nagar, Shahdara	28	P.W.D. Office Near Bus Stop Bihari Colony Shahdara
8	Rajkiya Sarvodaya Kanya Vidyalaya No-1 Bhola Nath Nagar, Shahdara	29	Edmc Prathmik Adarsh Bal/Balika Vidyaiaya Bhola Nath Nagar
9	Babu Ram Govt. Sarvodaya Bal Vidyalaya Bhola Nath Nagar Shahdara	30	Edmc Prathmik Adarsh Bal/Balika Vidyaiaya Bhola Nath Nagar
10	Babu Ram Govt. Sarvodaya Bal Vidyalaya Bhola Nath Nagar Shahdara	31	Govt Co-Ed Sec. School Near Mata Ka Mandir Teliwara
11	Govt Co-Ed Sec. School Near Mata Ka Mandir Teliwara	32	Govt Co-Ed Sec. School Near Mata Ka Mandir Teliwara
12	Edmc Pratibha Co-Ed Pry School New Bhola Nath Nagar	33	Govt Co-Ed Sec. School Near Mata Ka Mandir Teliwara
13	Edmc Pratibha Co-Ed Pry School New Bhola Nath Nagar	34	Govt Co-Ed Sec. School Near Mata Ka Mandir Teliwara
14	Edmc Pratibha Co-Ed Pry School New Bhola Nath Nagar	35	Govt Co-Ed Sec. School Near Mata Ka Mandir Teliwara
15	Edmc Pratibha Co-Ed Pry School New Bhola Nath Nagar	36	Parkash Punj Vidya Sadan Bihari Colony Shahdara
16	Edmc Pratibha Co-Ed Pry School New Bhola Nath Nagar	37	Parkash Punj Vidya Sadan Bihari Colony Shahdara
17	Edmc Prathmik Adarsh Bal/Balika Vidyaiaya Bhola Nath Nagar	38	Polyclinic, Shahdara East Delhi Municipal Corporation, Chhota Bazar, Shahdara
18	Edmc Pry School South Bhola Nath Nagar	39	Polyclinic, Shahdara East Delhi Municipal Corporation, Chhota Bazar, Shahdara
19	Edmc Pry School South Bhola Nath Nagar	40	Polyclinic, Shahdara East Delhi Municipal Corporation, Chhota Bazar, Shahdara
20	Govt Girls Sr. Sec School No-03 Bhola Nath Nagar	41	Polyclinic, Shahdara East Delhi Municipal Corporation, Chhota Bazar, Shahdara
21	Govt Girls Sr. Sec School No-03 Bhola Nath Nagar	42	Polyclinic, Shahdara East Delhi Municipal Corporation, Chhota Bazar, Shahdara

Contd....



## Polling Station Level Election Results

### Polling Station-wise Votes Secured by Overall Top Five Parties in Shahdara Assembly in Assembly Election (AE) under East Delhi Parliamentary Constituency in Delhi (2020)

Number of Polling Station	Winner - Ram Niwas Goel (AAP)	Runner-up - Sanjay Goyal (BJP)	3rd - Dr. Narender Nath (INC)	4th - Indu (BSP)	5th - Nishant Sharma (PBI)	NOTA	Other	Total Votes Secured
36	362	378	18	28	3	1	3	793
37	365	232	40	0	0	3	7	647
38	229	273	22	2	1	8	0	535
39	421	493	24	5	5	3	7	958
40	173	270	11	1	2	2	18	477
41	194	335	20	2	1	1	3	556
42	284	598	22	3	3	4	1	915
43	250	280	19	1	1	0	1	552
44	584	269	95	2	0	2	5	957
45	255	75	20	1	1	0	0	352
46	376	414	27	6	2	6	4	835
47	283	481	31	3	2	1	0	801
48	147	319	15	0	3	1	3	488
49	212	279	22	5	0	3	2	523
50	369	461	63	3	1	6	1	904
51	263	402	20	1	1	3	2	692
52	429	342	51	1	4	2	2	831
53	337	395	32	2	3	3	5	777
54	208	249	17	1	1	1	1	478
55	640	212	24	7	11	3	5	902
56	331	364	29	14	1	1	0	740
57	202	106	28	1	1	0	1	339
58	514	215	33	3	8	2	8	783
59	371	419	31	3	0	4	2	830
60	654	144	23	27	4	1	2	855
61	668	172	24	14	6	2	2	888
62	700	176	18	14	3	0	3	914
63	311	481	22	7	6	3	4	834
64	347	481	17	0	1	1	3	850
65	105	124	6	4	1	1	0	241
66	332	475	29	2	3	1	2	844
67	301	278	22	5	1	1	3	611
68	281	218	23	2	1	2	2	529
69	260	423	23	1	2	2	1	712
70	148	326	13	0	0	2	0	489

Contd....

## Polling Station Level Election Results

**Winner, Runner-up and 3rd Party Position & Winning Margin According to Polling Stations in Shahdara Assembly in Assembly Election (AE) under East Delhi Parliamentary Constituency in Delhi (2020)**

Polling Station Number	Winner Party	Winner Votes (%)	Runner-up Party	Runner-up Votes (%)	Winning Margin Votes (%)	Third Party	Third Party Votes (%)	Other Votes (%)
71	BJP	597 (63.99)	AAP	287 (30.76)	310 (33.23)	INC	41 (4.39)	8 (0.86)
72	AAP	465 (59.62)	BJP	270 (34.62)	195 (25)	INC	33 (4.23)	12 (1.54)
73	AAP	243 (48.6)	BJP	236 (47.2)	7 (1.4)	INC	13 (2.6)	8 (1.6)
74	AAP	301 (51.54)	BJP	249 (42.64)	52 (8.9)	INC	29 (4.97)	5 (0.86)
75	BJP	200 (53.62)	AAP	151 (40.48)	49 (13.14)	INC	18 (4.83)	4 (1.07)
76	AAP	422 (53.22)	BJP	335 (42.24)	87 (10.98)	INC	20 (2.52)	16 (2.02)
77	BJP	411 (65.34)	AAP	187 (29.73)	224 (35.61)	INC	25 (3.97)	6 (0.95)
78	BJP	504 (58.4)	AAP	316 (36.62)	188 (21.78)	INC	32 (3.71)	11 (1.27)
79	BJP	534 (66.01)	AAP	247 (30.53)	287 (35.48)	INC	18 (2.22)	10 (1.24)
80	BJP	548 (66.34)	AAP	260 (31.48)	288 (34.86)	INC	11 (1.33)	7 (0.85)
81	AAP	449 (48.86)	BJP	430 (46.79)	19 (2.07)	INC	26 (2.83)	14 (1.52)
82	AAP	376 (50.47)	BJP	343 (46.04)	33 (4.43)	INC	21 (2.82)	5 (0.67)
83	AAP	430 (54.09)	BJP	345 (43.4)	85 (10.69)	INC	14 (1.76)	6 (0.75)
84	BJP	299 (49.67)	AAP	282 (46.84)	17 (2.83)	INC	14 (2.33)	7 (1.16)
85	AAP	270 (49.54)	BJP	263 (48.26)	7 (1.28)	INC	11 (2.02)	1 (0.18)
86	BJP	477 (53.36)	AAP	378 (42.28)	99 (11.08)	INC	30 (3.36)	9 (1.01)
87	BJP	535 (53.66)	AAP	427 (42.83)	108 (10.83)	INC	24 (2.41)	11 (1.1)
88	BJP	513 (50.44)	AAP	478 (47)	35 (3.44)	INC	15 (1.47)	11 (1.08)
89	AAP	429 (66)	BJP	206 (31.69)	223 (34.31)	INC	12 (1.85)	3 (0.46)
90	AAP	311 (60.51)	BJP	181 (35.21)	130 (25.3)	INC	18 (3.5)	4 (0.78)
91	AAP	289 (50.79)	BJP	249 (43.76)	40 (7.03)	INC	23 (4.04)	8 (1.41)
92	AAP	310 (62.5)	BJP	157 (31.65)	153 (30.85)	INC	19 (3.83)	10 (2.02)
93	AAP	278 (53.88)	BJP	219 (42.44)	59 (11.44)	INC	16 (3.1)	3 (0.58)
94	AAP	233 (49.36)	BJP	223 (47.25)	10 (2.11)	INC	10 (2.12)	6 (1.27)
95	BJP	423 (52.61)	AAP	348 (43.28)	75 (9.33)	INC	22 (2.74)	11 (1.37)
96	BJP	434 (48.76)	AAP	420 (47.19)	14 (1.57)	INC	28 (3.15)	8 (0.9)
97	BJP	159 (65.16)	AAP	75 (30.74)	84 (34.42)	INC	7 (2.87)	3 (1.23)
98	AAP	349 (53.12)	BJP	246 (37.44)	103 (15.68)	INC	41 (6.24)	21 (3.2)
99	AAP	275 (54.89)	BJP	207 (41.32)	68 (13.57)	INC	15 (2.99)	4 (0.8)
100	AAP	285 (60.64)	BJP	158 (33.62)	127 (27.02)	INC	11 (2.34)	16 (3.4)
101	AAP	188 (50.95)	BJP	167 (45.26)	21 (5.69)	INC	10 (2.71)	4 (1.08)
102	AAP	378 (55.02)	BJP	272 (39.59)	106 (15.43)	INC	21 (3.06)	16 (2.33)
103	AAP	341 (47.1)	BJP	333 (45.99)	8 (1.11)	INC	34 (4.7)	16 (2.21)
104	BJP	413 (53.5)	AAP	329 (42.62)	84 (10.88)	INC	27 (3.5)	3 (0.39)
105	BJP	358 (50.35)	AAP	323 (45.43)	35 (4.92)	INC	22 (3.09)	8 (1.13)

Contd....

## MCD Election Results

### Number and Name of Ward (2017)

Number of Ward	Name of Ward	Number of Ward	Name of Ward
028E	Dilshad Colony		
029E	Vivek Vihar		
030E	Jhilmil		
031E	Shahdara		

### Number and Name of Ward (2012)

Number of Ward	Name of Ward	Number of Ward	Name of Ward
237	Shahdara (SC)		
238	Jhilmil		
239	Vivek Vihar (W)		
240	Dilshad Colony		

## MCD Election Results

### Ward-wise Winner & Runner-up in Shahdara Assembly Constituency (MCD Election 2017)

MCD Ward Number	Winner Party	Winner Votes (%)	Runner-up Party	Runner-up Votes (%)	Winning Margin Votes (%)
028E	BJP	9074 (38.29)	AAP	7787 (32.86)	1287 (5.43)
029E	BJP	11397 (46.76)	INC	7626 (31.29)	3771 (15.47)
030E	INC	12238 (49.12)	BJP	7786 (31.25)	4452 (17.87)
031E	BJP	11756 (42.64)	INC	5664 (20.54)	6092 (22.1)

## MCD Election Results

### Summary Result of Ward 028 E (Dilshad Colony) : MCD Election - 2017

Candidate Name	Party	Votes	Votes%
<b>Ward 028 E : Dilshad Colony</b>			
Indira Jha	BJP	9074	38.29
Heenu Mahajan	AAP	7787	32.86
Kulbir Kaur	INC	6418	27.08
Swati Rana	IND	193	0.81
Paramjit Kaur	IND	93	0.39
	NOTA	134	0.57

## DISCLAIMER

The Terms of Use and Disclaimer of Datanet India Private Limited (hereinafter referred to as "Datanet") for use of this analysis report of **Shahdara Assembly Constituency (Shahdara Vidhan Sabha)** :-

1. **Assembly Factbook™** is a Registered Trade Mark owned by Datanet.
2. All the maps are sketched and graphical representation only and have not been drawn to the scale and also not to represent the actual geographical area or boundary of the unit.
3. The data for the aforesaid analysis is based on authentic sources and has been culled from the various publications of Census, CSO and NSSO for district and block level data, various central and state government departments, Central & State Elections Commissions and the concerned Returning Officers' releases, Electoral Rolls, Election results and allied publications, internal assessment, surveys, estimates and analysis. Therefore, certain adjustment of data at micro level may have been done to arrive closer to the macro data.
4. Data have been provided on an "As Is" and "As AVAILABLE" basis
5. The colours shown in the maps or diagram and charts of a particular party, alliance or AC are indicative and do not represent them.
6. This publication which includes maps, sheets, graphs and data would be the property under copyright of Datanet only. The user may use these for its internal study, analysis and research purposes. It's public display, re-selling or any commercial uses by the user are not allowed.
7. Datanet has taken due care and caution in compilation and processing of data and allied information, but does not guarantee the accuracy, adequacy or completeness of any information/analysis and will be not responsible for any errors or omissions or for the results obtained from the use of such information/analysis.
8. All the contents for the publication have been culled from various authentic sources and Datanet reasonably believes such sources to be reliable, but does not make any representations, express or implied as to the accuracy or fitness of use of such information. The information or contents of the information/analysis do not constitute advice and should not be relied upon in making (or refraining from making) any decision. Any reliance placed upon the information provided by Datanet is the sole responsibility and strictly at the user's risk.
9. In no event will Datanet be liable for any damages (including, without limitation, damages for loss of business projects, or loss of profits) arising in contract, tort or otherwise from the use of or inability to use any of its contents, or from any action taken (or refrained from being taken) as a result of using the analysis or any of its contents. Datanet its directors, owners, editors, officials, employees, distributor and agents or any associate will not be liable for any errors in the information contained or any consequences arising from the use of the contents of the provided information/analysis.
10. If any provision of these terms and conditions is held invalid or illegal or unenforceable for any reason by any court of competent jurisdiction, such provision shall be severed and the remainder of provisions of the terms and conditions shall continue in full force and effect as if the Term of Use had been executed with the invalid, illegal or unenforceable provision eliminated.
11. If there are any discrepancies in the information provided, please bring it to attention of Datanet for suitable rectification measures.

**Buy Online This Complete Book At**  
**Datanet India eBooks Store**

[www.indiastatpublications.com](http://www.indiastatpublications.com)

or go directly at

[http://www.indiastatpublications.com/  
Assembly\\_factbook/Delhi/East\\_Delhi/ Shahdara](http://www.indiastatpublications.com/Assembly_factbook/Delhi/East_Delhi/Shahdara)



**i** indiastat**elections**

ISBN : 978-93-5293-453-9

