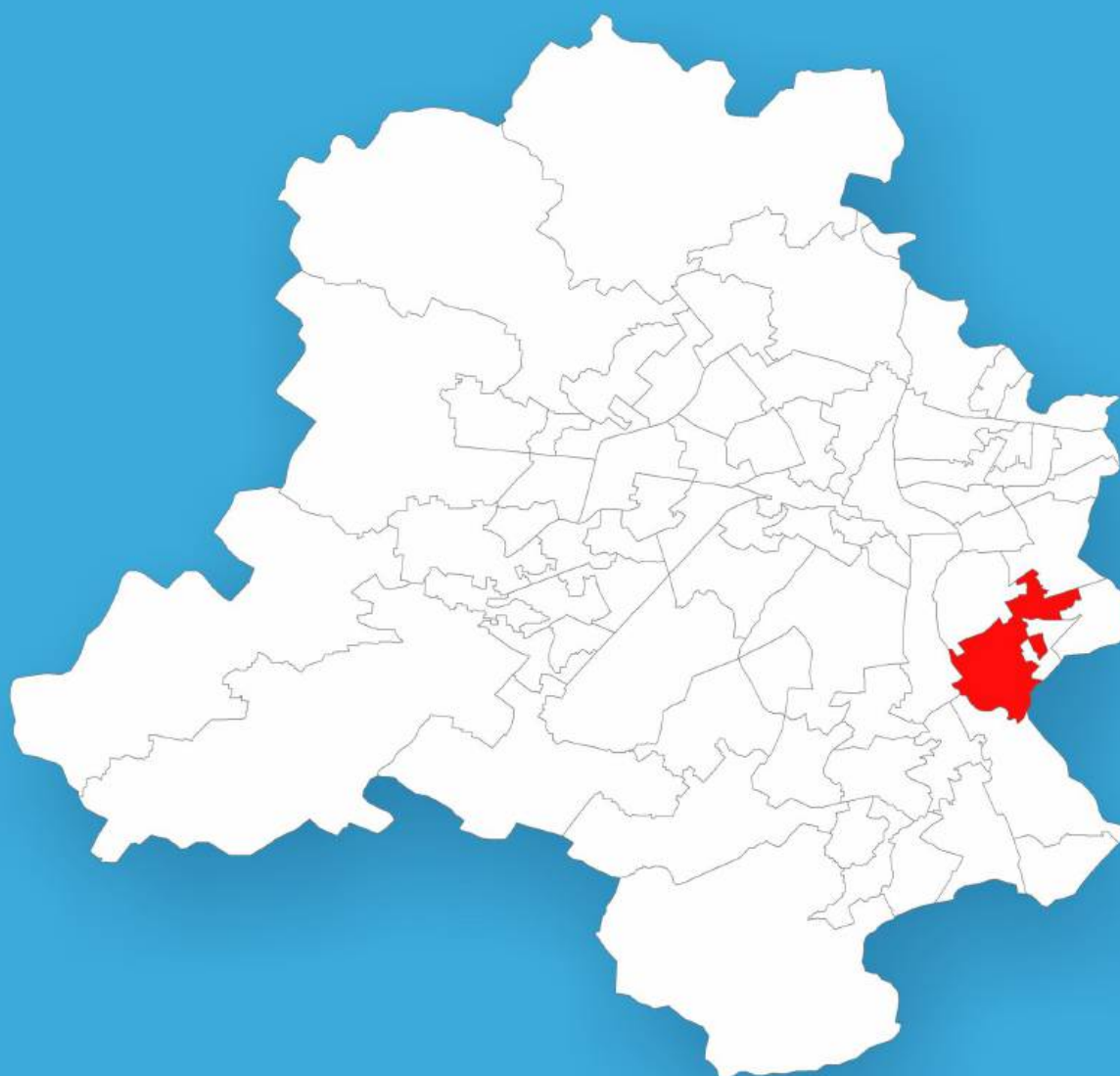




Delhi

Assembly Factbook™

Patparganj Assembly Constituency




Key Electoral Data of Patparganj
Assembly Constituency (Vidhan Sabha)

Delhi

Assembly Factbook™

Patparganj Assembly Constituency



Patparganj Vidhan Sabha

Editor & Director

Dr. R.K. Thukral

Research Editor

Dr. Shafeeq Rahman

Compiled, Researched and Published by Datanet India Pvt. Ltd.

D-100, 1st Floor,

Okhla Industrial Area, Phase-I,
New Delhi- 110020.

Ph.: 91-11- 43580781-84

Email : support@indiastatpublications.com

Website : www.indiastatelections.com

Online Book Store :

www.indiastatpublications.com

Report No. : AFB/DL-57-0123

ISBN : 978-93-5293-442-3

First Edition : January, 2018

Sixth Updated Edition : January, 2023

Price : Rs. 11500/-

US\$ 310

© Datanet India Pvt. Ltd.

All rights reserved. No part of this book may be reproduced, stored in a retrieval system or transmitted in any form or by any means, mechanical photocopying, photographing, scanning, recording or otherwise without the prior written permission of the publisher. Please refer to Disclaimer at page no. 189 for the use of this publication.

Printed in India

No.	Particulars	Page No.
1	Introduction Assembly Constituency at a Glance Features of Assembly as per Delimitation Commission of India (2008)	1-2
2	Location and Political Maps Location Map Boundaries of Assembly Constituency in District Boundaries of Assembly Constituency under Parliamentary Constituency Ward-wise Winner Parties- 2020, 2019, 2015, 2014, 2013, 2009 and 2008	3-11
3	Administrative Setup & Demographics (2011) Ward Name Ward Number Population Population by Ward Sex Ratio Religious Population Social Population	12
4	Electoral Features Important Dates of Last Elections Held Electors by Gender Service Electors Voters Voters Turnout Polling Stations & Average Number of Electors per Polling Station Electors by Age Group Present Elected Representatives	13-17
5	Historical Summary Election Results Vote Share of Major Parties Winning Margin (Number & Percentage) Polarity Summary Result of Assembly Segment of Parliamentary Election 2019, 2014, 2009, 2004 and 1999 Summary Result of Assembly Elections 2020, 2015, 2013, 2008, 2003, 1998 and 1993	18-33
6	Polling Station Level Election Results Name and Number of Polling Station 2020, 2019, 2015, 2014, 2013, 2009 and 2008 Polling Station-wise Electoral, Voter & Voter Turnout 2020, 2019, 2015, 2014, 2013, 2009 and 2008 Polling Station wise Elections Results 2020, 2019, 2015, 2014, 2013, 2009 and 2008	34-171
7	MCD Ward Election Result MCD Election 2017 and 2012	172-182
8	Share of Assembly Constituency Share of Assembly Constituency in State and Parliamentary Constituency	183
9	Abbreviation & Sources	186-187
10	Disclaimer	189

Location & Political Map

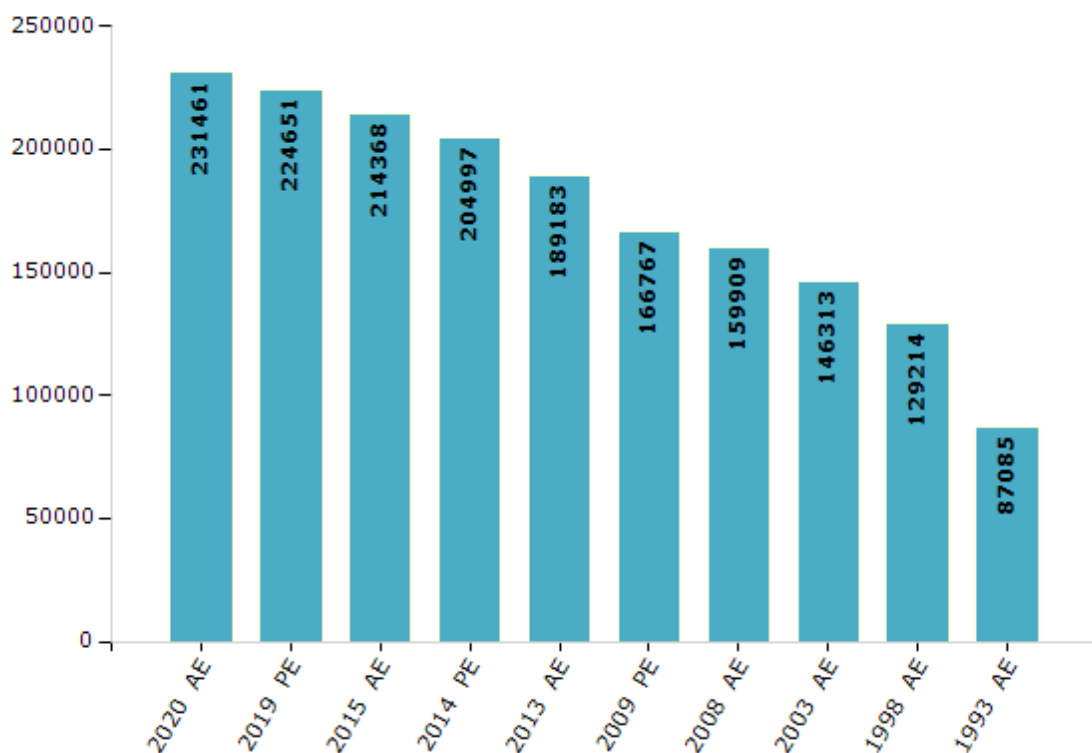


Electoral Features

Electors by Male & Female

Year	Male	Female	Others	Total	Year	Male	Female	Others	Total
2020 AE	128351	103105	5	231461	2003 AE	81602	64711	-	146313
2019 PE	125019	99629	3	224651	1999 PE	-	-	-	-
2015 AE	121088	93264	16	214368	1998 AE	72452	56762	-	129214
2014 PE	115657	89325	15	204997	1993 AE	47496	39589	-	87085
2013 AE	106734	82442	7	189183	1983 AE	-	-	-	-
2009 PE	93746	73021	0	166767	1977 AE	-	-	-	-
2008 AE	89510	70399	-	159909	1972 AE	-	-	-	-
2004 PE	-	-	-	-	1952 AE	-	-	-	-

Number of Electors

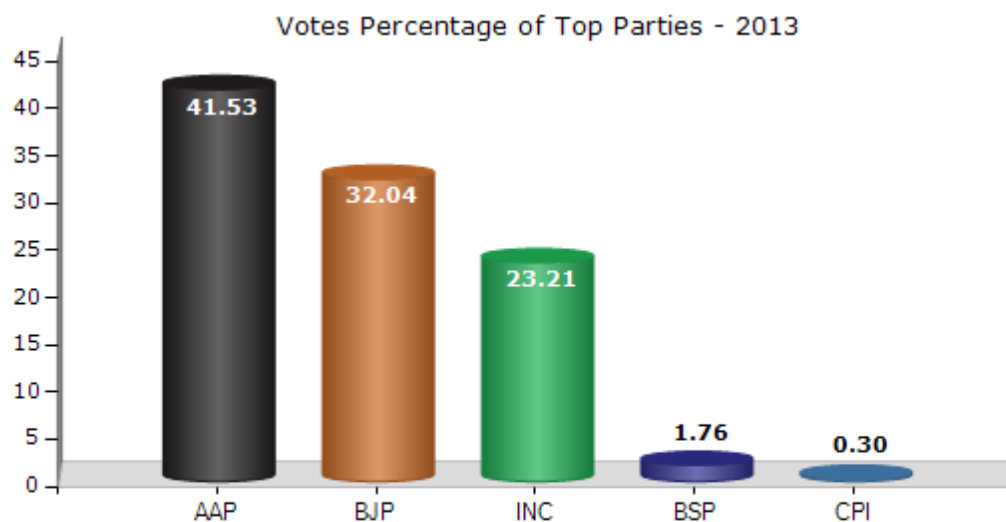


Note : AE : Assembly Election, PE : Assembly Segment of Parliamentary Election

Historical Summary Election Results

Summary Result of Assembly Election - 2013

Candidate Name	Party	Votes	Votes %
Manish Sisodia	AAP	50211	41.53
Nakul Bhardwaj	BJP	38735	32.04
Anil Kumar	INC	28067	23.21
Irshad Ali	BSP	2127	1.76
Kehar Singh	CPI	362	0.3
Raj Kishor	AP	264	0.22
Sar Vendra Singh Pal	NCP	206	0.17
Kunwar Pal Singh	KAJP	162	0.13
Vinod Kumar Singh Gautam	CPI(ML)(L)	146	0.12
Rajpal Singh	IND	97	0.08
Naim Khan	IND	54	0.04
	NOTA	475	0.39



Polling Station Level Election Results

Number and Name of Polling Stations (PS) (2020)

Number of Polling Stations	Name of Polling Stations	Number of Polling Stations	Name of Polling Stations
1	R.S.B.V West Vinod Nagar Second Shift	22	R.S.K.V, West Vinod Nagar First Shift
2	R.S.B.V West Vinod Nagar Second Shift	23	R.S.K.V, West Vinod Nagar First Shift
3	R.S.B.V West Vinod Nagar Second Shift	24	R.S.K.V, West Vinod Nagar First Shift
4	Mayur Pub. School West Vinod Nagar.	25	R.S.K.V, West Vinod Nagar First Shift
5	Mayur Pub. School West Vinod Nagar.	26	R.S.K.V, West Vinod Nagar First Shift
6	Mayur Pub. School West Vinod Nagar.	27	R.S.K.V, West Vinod Nagar First Shift
7	Mayur Pub. School West Vinod Nagar.	28	R.S.K.V, West Vinod Nagar First Shift
8	Mayur Pub. School West Vinod Nagar.	29	R.S.B.V West Vinod Nagar Second Shift
9	Mayur Pub. School West Vinod Nagar.	30	R.S.K.V, West Vinod Nagar First Shift
10	Edmc Primary School Mandawali Ext Delhi	31	R.S.K.V, West Vinod Nagar First Shift
11	Edmc Primary School Mandawali Ext Delhi	32	R.S.K.V, West Vinod Nagar First Shift
12	Rajkiya Co-Ed Sr Secondary School Block -E West Vinod Nagar	33	R.S.B.V West Vinod Nagar Second Shift
13	Rajkiya Co-Ed Sr Secondary School Block -E West Vinod Nagar	34	R.S.B.V West Vinod Nagar Second Shift
14	Rajkiya Co-Ed Sr Secondary School Block -E West Vinod Nagar	35	M C Primary School West Vinod Nagar
15	Rajkiya Co-Ed Sr Secondary School Block -E West Vinod Nagar	36	M C Primary School West Vinod Nagar
16	Rajkiya Co-Ed Sr Secondary School Block -E West Vinod Nagar	37	M C Primary School West Vinod Nagar
17	Rajkiya Co-Ed Sr Secondary School Block -E West Vinod Nagar	38	M C Primary School West Vinod Nagar
18	Rajkiya Co-Ed Sr Secondary School Block -E West Vinod Nagar	39	M C Primary School West Vinod Nagar
19	Rajkiya Co-Ed Sr Secondary School Block -E West Vinod Nagar	40	M C Primary School West Vinod Nagar
20	Rajkiya Co-Ed Sr Secondary School Block -E West Vinod Nagar	41	M C Primary School West Vinod Nagar
21	R.S.K.V, West Vinod Nagar First Shift	42	M C Primary School West Vinod Nagar

Contd....

Polling Station Level Election Results

Polling Station-wise Votes Secured by Overall Top Five Parties in Patparganj Assembly in Assembly Election (AE) under East Delhi Parliamentary Constituency in Delhi (2020)

Number of Polling Station	Winner - Manish Sisodia (AAP)	Runner-up - Ravinder Singh Negi (BJP)	3rd - Laxman Rawat (INC)	4th - Rakesh (BSP)	5th - Surender Gupta (JmtP)	NOTA	Other	Total Votes Secured
36	402	517	12	0	3	3	1	938
37	370	527	12	2	0	2	1	914
38	435	529	4	1	2	1	3	975
39	367	473	11	4	0	3	0	858
40	436	493	3	7	0	3	2	944
41	418	405	10	15	0	1	8	857
42	219	188	9	2	3	2	1	424
43	331	215	9	13	2	0	3	573
44	589	273	7	7	1	2	1	880
45	621	346	6	4	1	3	3	984
46	625	263	8	11	2	4	6	919
47	581	202	7	5	1	2	2	800
48	288	344	13	7	1	1	9	663
49	210	332	8	2	0	3	2	557
50	215	300	12	1	3	0	1	532
51	123	156	6	0	0	1	3	289
52	265	260	10	7	1	0	1	544
53	271	362	4	1	0	3	5	646
54	145	240	4	0	2	1	4	396
55	268	451	17	6	0	4	6	752
56	215	330	30	1	3	3	4	586
57	329	195	5	10	1	0	0	540
58	347	139	13	24	2	1	2	528
59	154	156	2	1	1	2	0	316
60	275	565	9	4	1	2	3	859
61	318	460	15	0	2	2	7	804
62	392	496	7	3	1	5	4	908
63	294	400	9	0	1	1	3	708
64	301	417	3	2	1	1	3	728
65	291	500	10	3	2	3	8	817
66	335	517	12	2	1	0	2	869
67	222	341	14	3	0	0	1	581
68	160	280	9	2	1	2	3	457
69	527	214	23	1	3	4	3	775
70	365	452	23	7	2	1	4	854

Contd....

Polling Station Level Election Results

Winner, Runner-up and 3rd Party Position & Winning Margin According to Polling Stations in Patparganj Assembly in Assembly Election (AE) under East Delhi Parliamentary Constituency in Delhi (2020)

Polling Station Number	Winner Party	Winner Votes (%)	Runner-up Party	Runner-up Votes (%)	Winning Margin Votes (%)	Third Party	Third Party Votes (%)	Other Votes (%)
71	BJP	522 (55.12)	AAP	401 (42.34)	121 (12.78)	INC	14 (1.48)	10 (1.06)
72	BJP	514 (51.76)	AAP	456 (45.92)	58 (5.84)	INC	13 (1.31)	10 (1.01)
73	AAP	335 (56.21)	BJP	246 (41.28)	89 (14.93)	INC	4 (0.67)	11 (1.85)
74	AAP	244 (50)	BJP	234 (47.95)	10 (2.05)	INC	5 (1.02)	5 (1.02)
75	AAP	656 (71.46)	BJP	248 (27.02)	408 (44.44)	INC	8 (0.87)	6 (0.65)
76	BJP	614 (63.96)	AAP	324 (33.75)	290 (30.21)	INC	10 (1.04)	12 (1.25)
77	BJP	515 (58.39)	AAP	349 (39.57)	166 (18.82)	INC	12 (1.36)	6 (0.68)
78	BJP	636 (59.49)	AAP	393 (36.76)	243 (22.73)	INC	14 (1.31)	26 (2.43)
79	BJP	452 (60.27)	AAP	283 (37.73)	169 (22.54)	INC	12 (1.6)	3 (0.4)
80	BJP	436 (62.11)	AAP	252 (35.9)	184 (26.21)	INC	6 (0.85)	8 (1.14)
81	BJP	384 (48.42)	AAP	374 (47.16)	10 (1.26)	INC	19 (2.4)	16 (2.02)
82	AAP	507 (53.48)	BJP	400 (42.19)	107 (11.29)	INC	24 (2.53)	17 (1.79)
83	AAP	447 (49.67)	BJP	434 (48.22)	13 (1.45)	INC	17 (1.89)	2 (0.22)
84	AAP	199 (49.87)	BJP	191 (47.87)	8 (2)	INC	5 (1.25)	4 (1)
85	AAP	482 (48.44)	BJP	479 (48.14)	3 (0.3)	INC	19 (1.91)	15 (1.51)
86	BJP	411 (48.75)	AAP	401 (47.57)	10 (1.18)	INC	19 (2.25)	12 (1.42)
87	AAP	395 (59.13)	BJP	241 (36.08)	154 (23.05)	INC	21 (3.14)	11 (1.65)
88	AAP	473 (52.15)	BJP	404 (44.54)	69 (7.61)	INC	21 (2.32)	9 (0.99)
89	AAP	419 (47.4)	BJP	414 (46.83)	5 (0.57)	INC	37 (4.19)	14 (1.58)
90	AAP	884 (80.73)	BJP	189 (17.26)	695 (63.47)	INC	16 (1.46)	6 (0.55)
91	AAP	398 (64.09)	BJP	208 (33.49)	190 (30.6)	INC	5 (0.81)	10 (1.61)
92	AAP	425 (55.19)	BJP	304 (39.48)	121 (15.71)	INC	30 (3.9)	11 (1.43)
93	AAP	581 (86.72)	BJP	73 (10.9)	508 (75.82)	INC	12 (1.79)	4 (0.6)
94	AAP	414 (50.12)	BJP	391 (47.34)	23 (2.78)	INC	11 (1.33)	10 (1.21)
95	BJP	448 (55.58)	AAP	336 (41.69)	112 (13.89)	INC	12 (1.49)	10 (1.24)
96	BJP	427 (55.89)	AAP	299 (39.14)	128 (16.75)	INC	32 (4.19)	6 (0.79)
97	BJP	450 (55.15)	AAP	344 (42.16)	106 (12.99)	INC	11 (1.35)	11 (1.35)
98	BJP	339 (55.57)	AAP	250 (40.98)	89 (14.59)	INC	10 (1.64)	11 (1.8)
99	BJP	400 (52.29)	AAP	334 (43.66)	66 (8.63)	INC	20 (2.61)	11 (1.44)
100	BJP	244 (48.51)	AAP	242 (48.11)	2 (0.4)	INC	14 (2.78)	3 (0.6)
101	AAP	311 (53.25)	BJP	249 (42.64)	62 (10.61)	INC	13 (2.23)	11 (1.88)
102	BJP	213 (54.2)	AAP	168 (42.75)	45 (11.45)	INC	9 (2.29)	3 (0.76)
103	AAP	381 (50.53)	BJP	342 (45.36)	39 (5.17)	INC	21 (2.79)	10 (1.33)
104	AAP	362 (49.59)	BJP	340 (46.58)	22 (3.01)	INC	23 (3.15)	5 (0.68)
105	AAP	395 (49.44)	BJP	384 (48.06)	11 (1.38)	INC	16 (2)	4 (0.5)

Contd....

MCD Election Results

Number and Name of Ward (2017)

Number of Ward	Name of Ward	Number of Ward	Name of Ward
009E	Mandawali		
010E	Vinod Nagar		
011E	Mayur Vihar Phase-II		
012E	Patpar Ganj		

Number and Name of Ward (2012)

Number of Ward	Name of Ward	Number of Ward	Name of Ward
217	Vinod Nagar (W)		
218	Mandawali (SCW)		
219	Mayur Vihar Phase-II		
220	Patpar Ganj (W)		

MCD Election Results

Ward-wise Winner & Runner-up in Patparganj Assembly Constituency (MCD Election 2017)

MCD Ward Number	Winner Party	Winner Votes (%)	Runner-up Party	Runner-up Votes (%)	Winning Margin Votes (%)
009E	BJP	12171 (45.85)	AAP	7058 (26.59)	5113 (19.26)
010E	AAP	9235 (31.95)	NCP	9084 (31.43)	151 (0.52)
011E	BJP	11782 (45.86)	AAP	7627 (29.69)	4155 (16.17)
012E	BJP	11312 (43.58)	AAP	6722 (25.9)	4590 (17.68)

MCD Election Results

Summary Result of Ward 009 E (Mandawali) : MCD Election - 2017

Candidate Name	Party	Votes	Votes%
Ward 009 E : Mandawali			
Shashi Chandna	BJP	12171	45.85
Aruna Devi	AAP	7058	26.59
Usha Chaudhary	INC	6527	24.59
Kavita Rani	IND	298	1.12
Shashi	RLD	211	0.79
Sunita Singh	NCP	126	0.47
	NOTA	152	0.57

DISCLAIMER

The Terms of Use and Disclaimer of Datanet India Private Limited (hereinafter referred to as "Datanet") for use of this analysis report of **Patparganj Assembly Constituency (Patparganj Vidhan Sabha)** :-

1. **Assembly Factbook™** is a Registered Trade Mark owned by Datanet.
2. All the maps are sketched and graphical representation only and have not been drawn to the scale and also not to represent the actual geographical area or boundary of the unit.
3. The data for the aforesaid analysis is based on authentic sources and has been culled from the various publications of Census, CSO and NSSO for district and block level data, various central and state government departments, Central & State Elections Commissions and the concerned Returning Officers' releases, Electoral Rolls, Election results and allied publications, internal assessment, surveys, estimates and analysis. Therefore, certain adjustment of data at micro level may have been done to arrive closer to the macro data.
4. Data have been provided on an "As Is" and "As AVAILABLE" basis
5. The colours shown in the maps or diagram and charts of a particular party, alliance or AC are indicative and do not represent them.
6. This publication which includes maps, sheets, graphs and data would be the property under copyright of Datanet only. The user may use these for its internal study, analysis and research purposes. It's public display, re-selling or any commercial uses by the user are not allowed.
7. Datanet has taken due care and caution in compilation and processing of data and allied information, but does not guarantee the accuracy, adequacy or completeness of any information/analysis and will be not responsible for any errors or omissions or for the results obtained from the use of such information/analysis.
8. All the contents for the publication have been culled from various authentic sources and Datanet reasonably believes such sources to be reliable, but does not make any representations, express or implied as to the accuracy or fitness of use of such information. The information or contents of the information/analysis do not constitute advice and should not be relied upon in making (or refraining from making) any decision. Any reliance placed upon the information provided by Datanet is the sole responsibility and strictly at the user's risk.
9. In no event will Datanet be liable for any damages (including, without limitation, damages for loss of business projects, or loss of profits) arising in contract, tort or otherwise from the use of or inability to use any of its contents, or from any action taken (or refrained from being taken) as a result of using the analysis or any of its contents. Datanet its directors, owners, editors, officials, employees, distributor and agents or any associate will not be liable for any errors in the information contained or any consequences arising from the use of the contents of the provided information/analysis.
10. If any provision of these terms and conditions is held invalid or illegal or unenforceable for any reason by any court of competent jurisdiction, such provision shall be severed and the remainder of provisions of the terms and conditions shall continue in full force and effect as if the Term of Use had been executed with the invalid, illegal or unenforceable provision eliminated.
11. If there are any discrepancies in the information provided, please bring it to attention of Datanet for suitable rectification measures.

Buy Online This Complete Book At
Datanet India eBooks Store

www.indiastatpublications.com

or go directly at

[http://www.indiastatpublications.com/
Assembly_factbook/Delhi/East_Delhi/ Patparganj](http://www.indiastatpublications.com/Assembly_factbook/Delhi/East_Delhi/Patparganj)



i indiastat**elections**

ISBN : 978-93-5293-442-3



9 789352 934423