



Delhi

Assembly Factbook™

Ballimaran Assembly Constituency

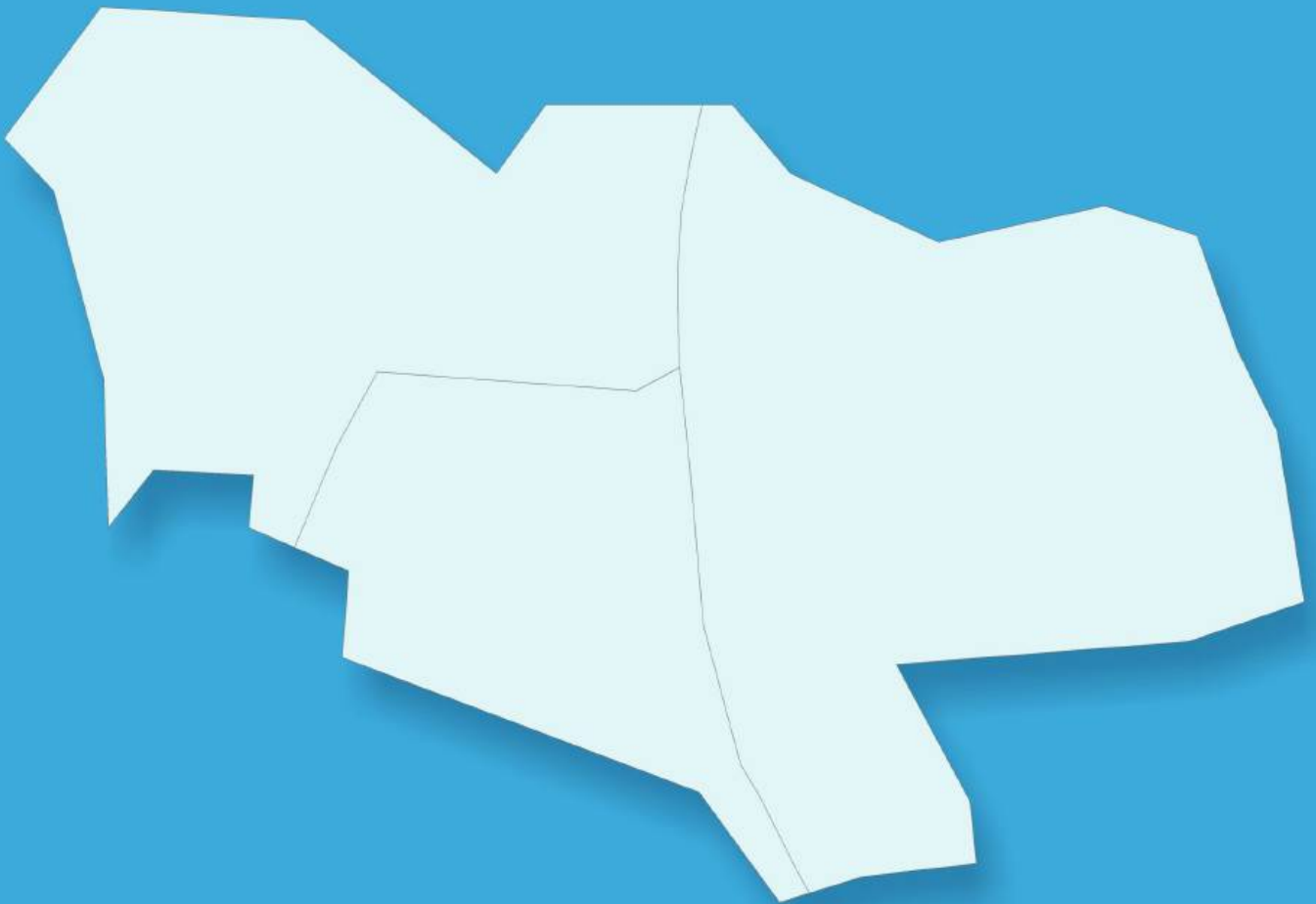


Key Electoral Data of Ballimaran
Assembly Constituency (Vidhan Sabha)

Delhi

Assembly Factbook™

Ballimaran Assembly Constituency



Ballimaran Vidhan Sabha

Editor & Director

Dr. R.K. Thukral

Research Editor

Dr. Shafeeq Rahman

Compiled, Researched and Published by Datanet India Pvt. Ltd.

D-100, 1st Floor,

Okhla Industrial Area, Phase-I,
New Delhi- 110020.

Ph.: 91-11- 43580781-84

Email : support@indiastatpublications.com

Website : www.indiastatelections.com

Online Book Store :

www.indiastatpublications.com

Report No. : AFB/DL-22-0123

ISBN : 978-93-5293-402-7

First Edition : January, 2018

Sixth Updated Edition : January, 2023

Price : Rs. 11500/-

US\$ 310

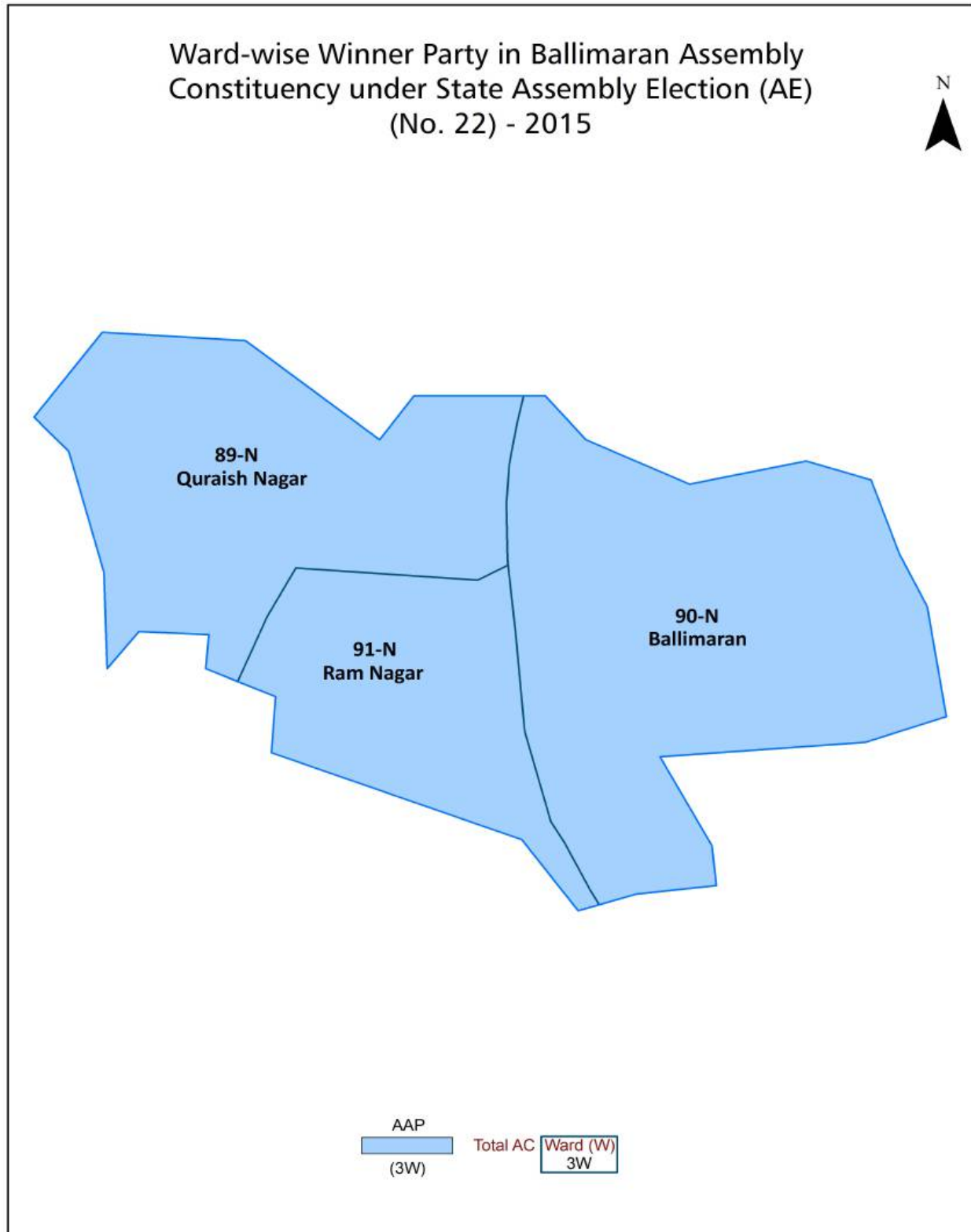
© Datanet India Pvt. Ltd.

All rights reserved. No part of this book may be reproduced, stored in a retrieval system or transmitted in any form or by any means, mechanical photocopying, photographing, scanning, recording or otherwise without the prior written permission of the publisher. Please refer to Disclaimer at page no. 176 for the use of this publication.

Printed in India

No.	Particulars	Page No.
1	Introduction Assembly Constituency at a Glance Features of Assembly as per Delimitation Commission of India (2008)	1-2
2	Location and Political Maps Location Map Boundaries of Assembly Constituency in District Boundaries of Assembly Constituency under Parliamentary Constituency Ward-wise Winner Parties- 2020, 2019, 2015, 2014, 2013, 2009 and 2008	3-11
3	Administrative Setup & Demographics (2011) Ward Name Ward Number Population Population by Ward Sex Ratio Religious Population Social Population	12
4	Electoral Features Important Dates of Last Elections Held Electors by Gender Service Electors Voters Voters Turnout Polling Stations & Average Number of Electors per Polling Station Electors by Age Group Present Elected Representatives	13-18
5	Historical Summary Election Results Vote Share of Major Parties Winning Margin (Number & Percentage) Polarity Summary Result of Assembly Segment of Parliamentary Election 2019, 2014, 2009, 2004 and 1999 Summary Result of Assembly Elections 2020, 2015, 2013, 2008, 2003, 1998, 1993, 1983, 1977, 1972 and 1952	19-38
6	Polling Station Level Election Results Name and Number of Polling Station 2020, 2019, 2015, 2014, 2013, 2009 and 2008 Polling Station-wise Electoral, Voter & Voter Turnout 2020, 2019, 2015, 2014, 2013, 2009 and 2008 Polling Station wise Elections Results 2020, 2019, 2015, 2014, 2013, 2009 and 2008	39-159
7	MCD Ward Election Result MCD Election 2017 and 2012	160-169
8	Share of Assembly Constituency Share of Assembly Constituency in State and Parliamentary Constituency	170
9	Abbreviation & Sources	173-174
10	Disclaimer	176

Location & Political Map

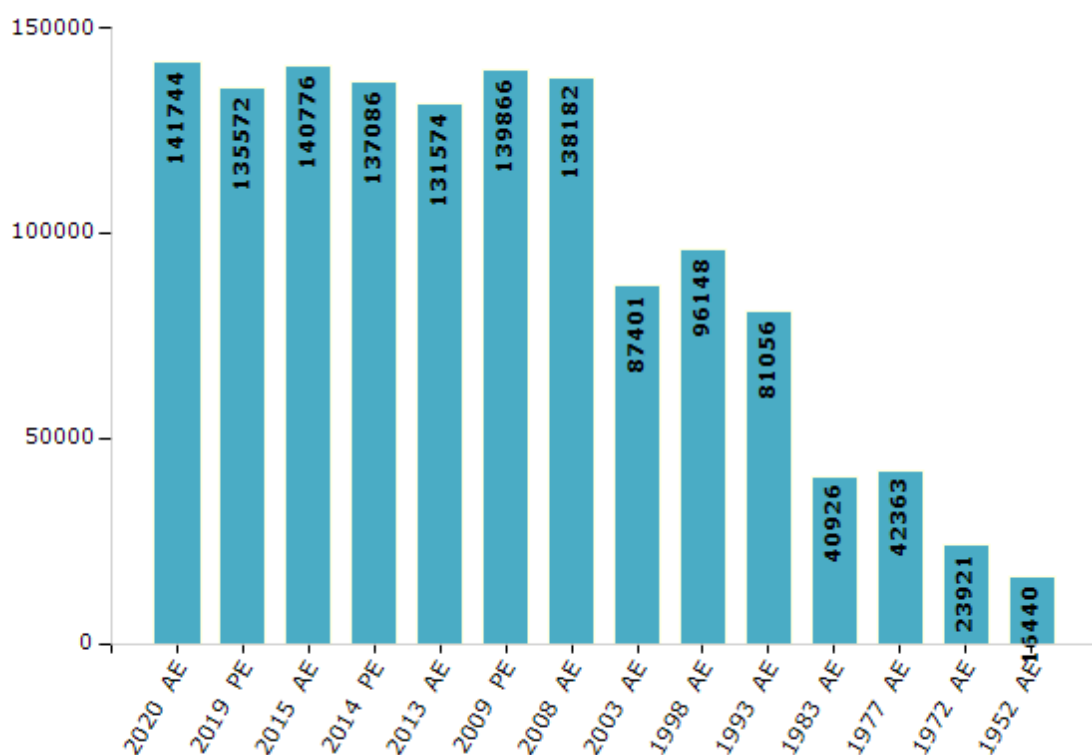


Electoral Features

Electors by Male & Female

Year	Male	Female	Others	Total	Year	Male	Female	Others	Total
2020 AE	78025	63704	15	141744	2003 AE	47586	39815	-	87401
2019 PE	75114	60449	9	135572	1999 PE	-	-	-	-
2015 AE	78777	61992	7	140776	1998 AE	53234	42914	-	96148
2014 PE	76863	60214	9	137086	1993 AE	44917	36139	-	81056
2013 AE	73491	58076	7	131574	1983 AE	23649	17277	-	40926
2009 PE	78415	61451	0	139866	1977 AE	25110	17253	-	42363
2008 AE	77422	60760	-	138182	1972 AE	14562	9359	-	23921
2004 PE	-	-	-	-	1952 AE	-	-	-	16440

Number of Electors



Note : AE : Assembly Election, PE : Assembly Segment of Parliamentary Election

Historical Summary Election Results

Summary Result of Assembly Election - 2013

Candidate Name	Party	Votes	Votes %
Haroon Yusuf	INC	32105	36.18
Moti Lal Sodhi	BJP	24012	27.06
Imran Hussain	BSP	16267	18.33
Farhana Anjum	AAP	13103	14.76
Vijay Kumar	LJP	1036	1.17
Shiv Narayan Bagri	IND	442	0.5
Laxman	IND	293	0.33
Anas	JKNPP	250	0.28
Daulat Ram	RPIE	143	0.16
Rajkumar Raju	NADP	131	0.15
Basu	IND	128	0.14
N. K. Pursharthi	IND	107	0.12
Mukesh	IND	97	0.11
Afaque Ahmed	RUC	85	0.1
Raj Kumar	BJDI	63	0.07
Faisal Tariq	RPI(A)	52	0.06
Ravinder Kumar	SP	50	0.06
	NOTA	385	0.43

Polling Station Level Election Results

Number and Name of Polling Stations (PS) (2020)

Number of Polling Stations	Name of Polling Stations	Number of Polling Stations	Name of Polling Stations
1	Govt Girls Sr. Sec. School Xv/7535 Ram Nagar	22	Mc Pry School (Amar Puri Pahar Ganj, New Delhi-110055) Amar Puri Pahar Ganj, New Delhi-110055
2	M C Pry School, Idgah Road	23	Mc Pry School (Amar Puri Pahar Ganj, New Delhi-110055) Amar Puri Pahar Ganj, New Delhi-110055
3	M.C. Pry. School I & Ii Opp. H. No. 7042 Nabi Karim	24	M C Pry. School (Model) Ram Nagar Bhawan Arakashan Road Ram Nagar
4	M.C. Pry. School I & Ii Opp. H. No. 7042 Nabi Karim	25	Govt Girls Sr. Sec. School Xv/7535 Ram Nagar
5	Sarvodaya Bal Vidhyalaya Qutab Road	26	Govt Girls Sr. Sec. School Xv/7535 Ram Nagar
6	Sarvodaya Bal Vidhyalaya Qutab Road	27	Govt Girls Sr. Sec. School Xv/7535 Ram Nagar
7	Sarvodaya Bal Vidhyalaya Qutab Road	28	Bharat Sewak Samaj, H. No. Xv/215, Police Chowki Nabi Karim
8	Sarvodaya Bal Vidhyalaya Qutab Road	29	Bharat Sewak Samaj, H. No. Xv/215, Police Chowki Nabi Karim
9	M.C. Pry. School I & Ii Opp. H. No. 7042 Nabi Karim	30	Community Centre ,Near M.C.Pry School Amar Puri
10	M.C. Pry. School I & Ii Opp. H. No. 7042 Nabi Karim	31	Community Centre ,Near M.C.Pry School Amar Puri
11	M.C. Pry. School I & Ii Opp. H. No. 7042 Nabi Karim	32	Mc Primary School (Nursery) 7618/Plot No.21 Gali No.1 Ram Nagar
12	Jai Hind Public School, Sadar Thana Road Near Multani Dhanda	33	Bharat Sewak Samaj, H. No. Xv/215, Police Chowki Nabi Karim
13	Jai Hind Public School, Sadar Thana Road Near Multani Dhanda	34	Bharat Sewak Samaj, H. No. Xv/215, Police Chowki Nabi Karim
14	Mc Primary School (Girls) Multani Dhanda Gali No. 10 Pahar Ganj	35	Bharat Sewak Samaj, H. No. Xv/215, Police Chowki Nabi Karim
15	Community Centre (Mcd) Near Gali No 10 Gali No 10 Multani Dhanda Delhi	36	M.C. Pry. School I & Ii Opp. H. No. 7042 Nabi Karim
16	Community Centre (Mcd) Near Gali No 10 Gali No 10 Multani Dhanda Delhi	37	Bharat Ghar (Mcd) (Babu Ram Solanki Marg Nabi Karim Qutub Road) Babu Ram Solanki Marg Nabi Karim Qutub Road
17	Jai Hind Public School, Sadar Thana Road Near Multani Dhanda	38	Govt Girls Sr. Sec. School Xv/7535 Ram Nagar
18	Mc Pry School (Prem Nagar Nabi Karim Pahar Ganj, New Delhi-110055) Prem Nagar Nabi Karim Pahar Ganj, New Delhi-110055	39	Mc Pry School Xv/77 Opp. Commercial Art. Bureau Gali No. -2 Ram Nagar
19	Mc Pry School (Prem Nagar Nabi Karim Pahar Ganj, New Delhi-110055) Prem Nagar Nabi Karim Pahar Ganj, New Delhi-110055	40	M C Pry. School (Model) Ram Nagar Bhawan Arakashan Road Ram Nagar
20	Mc Pry School (Amar Puri Pahar Ganj, New Delhi-110055) Amar Puri Pahar Ganj, New Delhi-110055	41	Mc Pry School Xv/77 Opp. Commercial Art. Bureau Gali No. -2 Ram Nagar
21	Mc Pry School (Amar Puri Pahar Ganj, New Delhi-110055) Amar Puri Pahar Ganj, New Delhi-110055	42	Mc Pry School Xv/77 Opp. Commercial Art. Bureau Gali No. -2 Ram Nagar

Contd....

Polling Station Level Election Results

Polling Station-wise Votes Secured by Overall Top Five Parties in Ballimaran Assembly in Assembly Election (AE) under Chandni Chowk Parliamentary Constituency in Delhi (2020)

Number of Polling Station	Winner - Imran Hussain (AAP)	Runner-up - Lata (BJP)	3rd - Haroon Yusuf (INC)	4th - Krishan Kumar (BRRTD)	5th - Deep Chand (BSP)	NOTA	Other	Total Votes Secured
36	348	263	43	11	2	3	5	675
37	252	471	37	5	2	3	2	772
38	264	216	33	9	1	3	1	527
39	354	356	134	14	2	4	2	866
40	419	214	46	4	0	1	2	686
41	306	347	47	4	0	3	4	711
42	265	250	26	8	0	4	2	555
43	207	50	35	6	2	2	0	302
44	427	256	37	3	3	2	2	730
45	341	521	119	9	1	4	7	1002
46	373	385	43	3	4	2	4	814
47	225	388	21	10	1	1	3	649
48	213	284	33	7	1	2	0	540
49	258	355	18	9	9	5	3	657
50	289	516	44	10	4	2	0	865
51	175	191	109	12	1	3	5	496
52	248	389	41	18	2	2	1	701
53	673	75	50	9	3	1	1	812
54	758	7	37	5	0	1	0	808
55	663	21	28	3	0	2	2	719
56	874	3	15	9	1	1	0	903
57	152	281	20	2	0	1	4	460
58	676	5	30	2	1	2	0	716
59	705	10	15	0	0	0	2	732
60	590	8	13	11	1	1	1	625
61	621	25	11	7	0	1	0	665
62	717	30	5	4	1	6	2	765
63	635	2	15	4	0	2	0	658
64	760	5	27	6	1	1	1	801
65	139	293	24	5	1	1	1	464
66	111	375	34	6	3	1	3	533
67	127	255	19	2	0	0	0	403
68	379	93	37	3	0	1	1	514
69	725	5	23	1	0	4	0	758
70	657	127	16	7	2	2	0	811

Contd....

Polling Station Level Election Results

Winner, Runner-up and 3rd Party Position & Winning Margin According to Polling Stations in Ballimaran Assembly in Assembly Election (AE) under Chandni Chowk Parliamentary Constituency in Delhi (2020)

Polling Station Number	Winner Party	Winner Votes (%)	Runner-up Party	Runner-up Votes (%)	Winning Margin Votes (%)	Third Party	Third Party Votes (%)	Other Votes (%)
71	AAP	543 (97.66)	INC	7 (1.26)	536 (96.4)	BRRTD	4 (0.72)	2 (0.36)
72	AAP	565 (92.93)	INC	33 (5.43)	532 (87.5)	BRRTD	3 (0.49)	7 (1.15)
73	AAP	597 (91.85)	INC	41 (6.31)	556 (85.54)	BJP	7 (1.08)	5 (0.77)
74	AAP	678 (89.8)	INC	62 (8.21)	616 (81.59)	BRRTD	7 (0.93)	8 (1.06)
75	AAP	576 (91.57)	BJP	26 (4.13)	550 (87.44)	INC	22 (3.5)	5 (0.79)
76	AAP	724 (94.52)	INC	37 (4.83)	687 (89.69)	BRRTD	2 (0.26)	3 (0.39)
77	AAP	673 (90.34)	INC	48 (6.44)	625 (83.9)	BJP	19 (2.55)	5 (0.67)
78	AAP	568 (90.16)	INC	55 (8.73)	513 (81.43)	BRRTD	5 (0.79)	2 (0.32)
79	AAP	635 (91.37)	INC	55 (7.91)	580 (83.46)	BJP	3 (0.43)	2 (0.29)
80	AAP	732 (95.56)	INC	29 (3.79)	703 (91.77)	BJP	3 (0.39)	2 (0.26)
81	AAP	431 (87.25)	INC	54 (10.93)	377 (76.32)	BRRTD	6 (1.21)	3 (0.61)
82	AAP	677 (87.81)	INC	52 (6.74)	625 (81.07)	BJP	32 (4.15)	10 (1.3)
83	AAP	569 (79.58)	BJP	79 (11.05)	490 (68.53)	INC	56 (7.83)	11 (1.54)
84	AAP	407 (67.16)	BJP	133 (21.95)	274 (45.21)	INC	57 (9.41)	9 (1.49)
85	BJP	392 (64.37)	AAP	180 (29.56)	212 (34.81)	INC	25 (4.11)	12 (1.97)
86	BJP	231 (64.17)	AAP	99 (27.5)	132 (36.67)	INC	27 (7.5)	3 (0.83)
87	BJP	328 (69.34)	AAP	116 (24.52)	212 (44.82)	INC	23 (4.86)	6 (1.27)
88	BJP	256 (63.37)	AAP	117 (28.96)	139 (34.41)	INC	28 (6.93)	3 (0.74)
89	BJP	453 (65.84)	AAP	175 (25.44)	278 (40.4)	INC	50 (7.27)	10 (1.45)
90	AAP	381 (65.58)	BJP	181 (31.15)	200 (34.43)	INC	14 (2.41)	5 (0.86)
91	AAP	811 (92.05)	INC	33 (3.75)	778 (88.3)	BJP	28 (3.18)	9 (1.02)
92	AAP	660 (93.09)	INC	38 (5.36)	622 (87.73)	BRRTD	8 (1.13)	3 (0.42)
93	AAP	307 (61.16)	BJP	132 (26.29)	175 (34.87)	INC	55 (10.96)	8 (1.59)
94	AAP	277 (73.47)	BJP	73 (19.36)	204 (54.11)	INC	19 (5.04)	8 (2.12)
95	BJP	416 (74.02)	AAP	125 (22.24)	291 (51.78)	INC	14 (2.49)	7 (1.25)
96	BJP	271 (66.75)	AAP	119 (29.31)	152 (37.44)	INC	12 (2.96)	4 (0.99)
97	BJP	296 (65.49)	AAP	127 (28.1)	169 (37.39)	INC	19 (4.2)	10 (2.21)
98	BJP	223 (59.47)	AAP	119 (31.73)	104 (27.74)	INC	29 (7.73)	4 (1.07)
99	AAP	613 (81.73)	BJP	117 (15.6)	496 (66.13)	INC	15 (2)	5 (0.67)
100	AAP	921 (96.04)	INC	27 (2.82)	894 (93.22)	BJP	3 (0.31)	8 (0.83)
101	BJP	233 (62.8)	AAP	128 (34.5)	105 (28.3)	INC	8 (2.16)	2 (0.54)
102	BJP	259 (60.23)	AAP	146 (33.95)	113 (26.28)	INC	17 (3.95)	8 (1.86)
103	AAP	758 (94.87)	INC	25 (3.13)	733 (91.74)	BJP	8 (1)	8 (1)
104	BJP	248 (55.73)	AAP	182 (40.9)	66 (14.83)	BRRTD	6 (1.35)	9 (2.02)
105	AAP	795 (77.26)	BJP	185 (17.98)	610 (59.28)	INC	43 (4.18)	6 (0.58)

Contd....

MCD Election Results

Number and Name of Ward (2017)

Number of Ward	Name of Ward	Number of Ward	Name of Ward
089N	Quraish Nagar		
090N	Ballimaran		
091N	Ram Nagar		

Number and Name of Ward (2012)

Number of Ward	Name of Ward	Number of Ward	Name of Ward
85	Idgah Road (W)		
86	Ballimaran		
87	Ram Nagar (SCW)		
88	Qasabpura (W)		

MCD Election Results

Ward-wise Winner & Runner-up in Ballimaran Assembly Constituency (MCD Election 2017)

MCD Ward Number	Winner Party	Winner Votes (%)	Runner-up Party	Runner-up Votes (%)	Winning Margin Votes (%)
089N	AAP	9409 (39.59)	BJP	6830 (28.74)	2579 (10.85)
090N	AAP	14350 (52.56)	INC	7380 (27.03)	6970 (25.53)
091N	INC	10851 (36.9)	BJP	9660 (32.85)	1191 (4.05)

MCD Election Results

Summary Result of Ward 089 N (Quraish Nagar) : MCD Election - 2017

Candidate Name	Party	Votes	Votes%
Ward 089 N : Quraish Nagar			
Shaheen	AAP	9409	39.59
Rubeena Begum	BJP	6830	28.74
Neha Fatima	INC	5386	22.66
Anguri Devi	BSP	1902	8
Sayma	IND	115	0.48
	NOTA	123	0.52

DISCLAIMER

The Terms of Use and Disclaimer of Datanet India Private Limited (hereinafter referred to as "Datanet") for use of this analysis report of **Ballimaran Assembly Constituency (Ballimaran Vidhan Sabha)** :-

1. **Assembly Factbook™** is a Registered Trade Mark owned by Datanet.
2. All the maps are sketched and graphical representation only and have not been drawn to the scale and also not to represent the actual geographical area or boundary of the unit.
3. The data for the aforesaid analysis is based on authentic sources and has been culled from the various publications of Census, CSO and NSSO for district and block level data, various central and state government departments, Central & State Elections Commissions and the concerned Returning Officers' releases, Electoral Rolls, Election results and allied publications, internal assessment, surveys, estimates and analysis. Therefore, certain adjustment of data at micro level may have been done to arrive closer to the macro data.
4. Data have been provided on an "As Is" and "As AVAILABLE" basis
5. The colours shown in the maps or diagram and charts of a particular party, alliance or AC are indicative and do not represent them.
6. This publication which includes maps, sheets, graphs and data would be the property under copyright of Datanet only. The user may use these for its internal study, analysis and research purposes. It's public display, re-selling or any commercial uses by the user are not allowed.
7. Datanet has taken due care and caution in compilation and processing of data and allied information, but does not guarantee the accuracy, adequacy or completeness of any information/analysis and will be not responsible for any errors or omissions or for the results obtained from the use of such information/analysis.
8. All the contents for the publication have been culled from various authentic sources and Datanet reasonably believes such sources to be reliable, but does not make any representations, express or implied as to the accuracy or fitness of use of such information. The information or contents of the information/analysis do not constitute advice and should not be relied upon in making (or refraining from making) any decision. Any reliance placed upon the information provided by Datanet is the sole responsibility and strictly at the user's risk.
9. In no event will Datanet be liable for any damages (including, without limitation, damages for loss of business projects, or loss of profits) arising in contract, tort or otherwise from the use of or inability to use any of its contents, or from any action taken (or refrained from being taken) as a result of using the analysis or any of its contents. Datanet its directors, owners, editors, officials, employees, distributor and agents or any associate will not be liable for any errors in the information contained or any consequences arising from the use of the contents of the provided information/analysis.
10. If any provision of these terms and conditions is held invalid or illegal or unenforceable for any reason by any court of competent jurisdiction, such provision shall be severed and the remainder of provisions of the terms and conditions shall continue in full force and effect as if the Term of Use had been executed with the invalid, illegal or unenforceable provision eliminated.
11. If there are any discrepancies in the information provided, please bring it to attention of Datanet for suitable rectification measures.

Buy Online This Complete Book At
Datanet India eBooks Store

www.indiastatpublications.com

or go directly at

[http://www.indiastatpublications.com/
Assembly_factbook/Delhi/Chandni_Chowk/ Ballimaran](http://www.indiastatpublications.com/Assembly_factbook/Delhi/Chandni_Chowk/Ballimaran)



i indiastat**elections**

ISBN : 978-93-5293-402-7



9 789352 934027