



Chhattisgarh

# Assembly Factbook™

Saja Assembly Constituency



Key Electoral Data of Saja  
Assembly Constituency (Vidhan Sabha)

Chhattisgarh  
**Assembly Factbook**<sup>TM</sup>  
Saja Assembly Constituency



Saja Vidhan Sabha

## **Editor & Director**

Dr. R.K. Thukral

## **Research Editor**

Dr. Shafeeq Rahman

## **Compiled, Researched and Published by Datanet India Pvt. Ltd.**

D-100, 1st Floor,

Okhla Industrial Area, Phase-I,  
New Delhi- 110020.

Ph.: 91-11- 43580781-84

Email : support@indiastatpublications.com

Website : www.indiastatelections.com

## **Online Book Store :**

www.indiastatpublications.com

**Report No. :** AFB/CG-68-0125

**ISBN :** 978-93-87312-88-3

**First Edition :** January, 2018

**Eighth Updated Edition :** January, 2025

**Price :** Rs. 11500/-

US\$ 310

**© Datanet India Pvt. Ltd.**

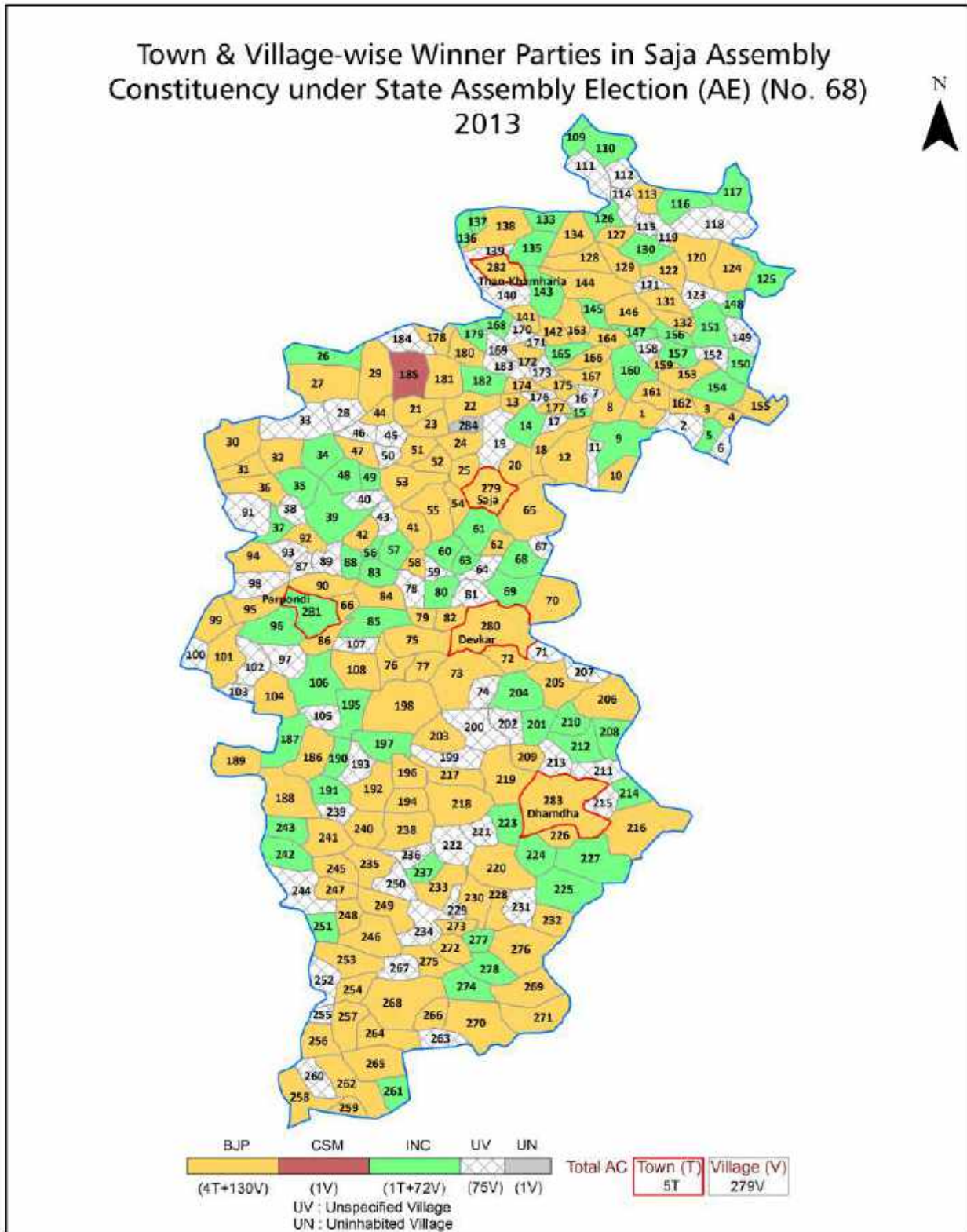
All rights reserved. No part of this book may be reproduced, stored in a retrieval system or transmitted in any form or by any means, mechanical photocopying, photographing, scanning, recording or otherwise without the prior written permission of the publisher. Please refer to Disclaimer at page no. 224 for the use of this publication.

Printed in India

# Contents

| No. | Particulars   | Page No. |
|-----|---|----------|
|     | <b>Introduction</b>   |          |
| 1   | Assembly Constituency - (Vidhan Sabha) at a Glance   Features of Assembly as per Delimitation Commission of India (2008)  | 1-2      |
|     | <b>Location and Political Maps</b>  |          |
| 2   | Location Map   Boundaries of Assembly Constituency - (Vidhan Sabha in District   Boundaries of Assembly Constituency under Parliamentary Constituency - (Lok Sabha)   Town & Village-wise Winner Parties- 2024, 2023, 2019, 2018, 2014, 2013, 2009 and 2008   | 3-11     |
|     | <b>Administrative Setup (2011)</b>  |          |
| 3   | District   Sub-district   Towns   Villages   Inhabited Villages   Uninhabited Villages   Village Panchayat   Intermediate Panchayat   | 12-26    |
|     | <b>Demographics (2011)</b>  |          |
| 4   | Population   Households   Rural/Urban Population   Towns and Villages by Population Size   Sex Ratio (Total & 0-6 Years)   Religious Population   Social Population   Literacy Rate   | 27-28    |
|     | <b>Electoral Features</b>   |          |
| 5   | Important Dates of Last Elections Held   Electors by Gender   Service Electors   Voters   Voters Turnout   Polling Stations & Average Number of Electors per Polling Station   Electors by Age Group   Present Elected Representatives  | 29-34    |
|     | <b>Historical Summary Election Results</b>  |          |
| 6   | Vote Share of Major Parties   Winning Margin (Number & Percentage   Polarity of Parties   Summary Result of Assembly Segment of Parliamentary Elections 2024, 2019, 2014, 2009 and 2004   Summary Result of Assembly Elections 2023, 2018, 2013, 2008 and 2003  | 35-46    |
|     | <b>Polling Station Level Election Results</b>   |          |
| 7   | Name and Number of Polling Station 2024, 2023, 2019, 2018, 2014, 2013, 2009 and 2008   Polling Station-wise Electors, Voters & Voters Turnout 2024, 2023, 2019, 2018, 2014, 2013, 2009 and 2008   Polling Station wise Elections Results 2024, 2023, 2019, 2018, 2014, 2013, 2009 and 2008  | 47-202   |
|     | <b>Share of Assembly Constituency</b>   |          |
| 8   | Share of Assembly Constituency - (Vidhan Sabha) in State, District and Parliamentary Constituency - (Lok Sabha)   | 203      |
|     | <b>Socio-Economic Amenities (2011)</b>  |          |
| 9   | Access to Administrative Units   Agricultural, Manufacturing and Industrial Commodities   Demographic Indicators   Education   Health & Manpower   Drinking Water Supply   Sanitation   Entertainment and Recreations Infrastructure   Power   Food Allocation Distribution and Marketing of Agriculture Commodities Infrastructure   Transport and Road Infrastructure   Communication   Banking and Financial Services   Land Use   Irrigation Source | 205-219  |
| 10  | <b>Abbreviation &amp; Sources</b>   | 221-222  |
| 11  | <b>Disclaimer</b>   | 224      |

Location & Political Map



## Administrative Setup

### List of Village Panchayat & Intermediate Panchayat (Block) Name - 2011

| Village Name | Village Panchayat Name | Intermediate Panchayat Name |
|--------------|------------------------|-----------------------------|
| Achholi      | Accholi                | Dhamdha                     |
| Agar         | Agar                   | Dhamdha                     |
| Agri         | Odiya                  | Saja                        |
| Akalwara     | Akalwara               | Saja                        |
| Akola        | Sauri                  | Saja                        |
| Akoli        | Pagbandhi              | Dhamdha                     |
| Amlidih      | Bharda                 | Saja                        |
| Arsi         | Arsi                   | Dhamdha                     |
| Atarjhola    | Mohgaon                | Saja                        |
| Bagdumar     | Kamkawada              | Saja                        |
| Bagledi      | Keshtara               | Saja                        |
| Bamhni       | Kurud                  | Saja                        |
| Baniyadih    | Shukhatal              | Saja                        |
| Banranka     | Banranka               | Saja                        |
| Barga        | Hantranka              | Saja                        |
| Bargada      | Bargada                | Saja                        |
| Bargon       | Deurgaon               | Saja                        |
| Barhapur     | Barhapur               | Dhamdha                     |
| Basin        | Budhwara               | Saja                        |
| Basni        | Basni                  | Dhamdha                     |
| Batha Kokdi  | Bhathakokdi            | Dhamdha                     |
| Beeja        | Beeja                  | Saja                        |
| Beejagand    | Beejagond              | Saja                        |
| Beeranpur    | Kehka                  | Saja                        |
| Belgaon      | Belgaon                | Saja                        |
| Beltara      | Beltara                | Saja                        |
| Bendar Chuwa | Chechanmeta            | Saja                        |
| Bendarchi    | Chilfi                 | Saja                        |
| Bhanderwani  | Bhendarwani            | Saja                        |

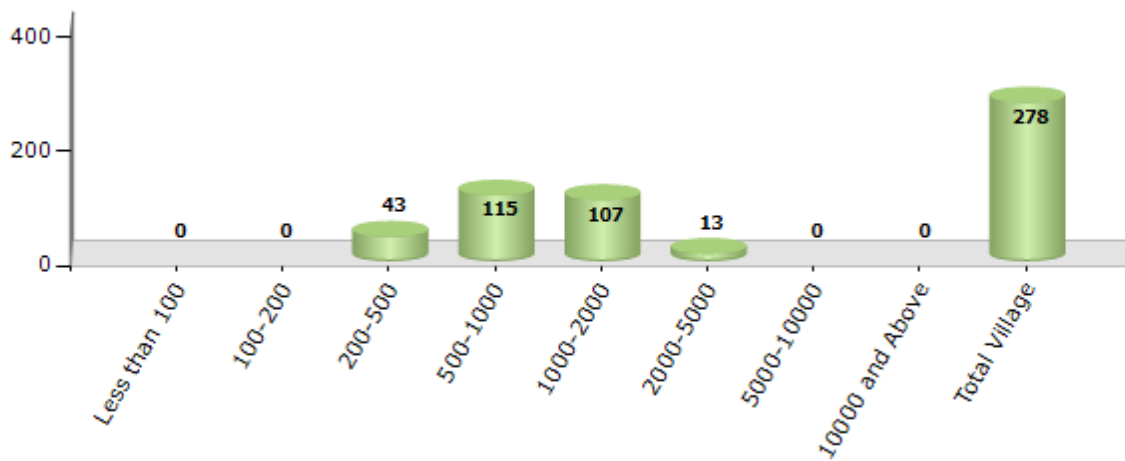
Contd....

Demographic

Number of Villages by Population Size - 2011

| Less than 100 | 100-200 | 200-500 | 500-1000 | 1000-2000 | 2000-5000 | 5000-10000 | 10000 and Above | Total Village |
|---------------|---------|---------|----------|-----------|-----------|------------|-----------------|---------------|
| 0             | 0       | 43      | 115      | 107       | 13        | 0          | 0               | 278           |

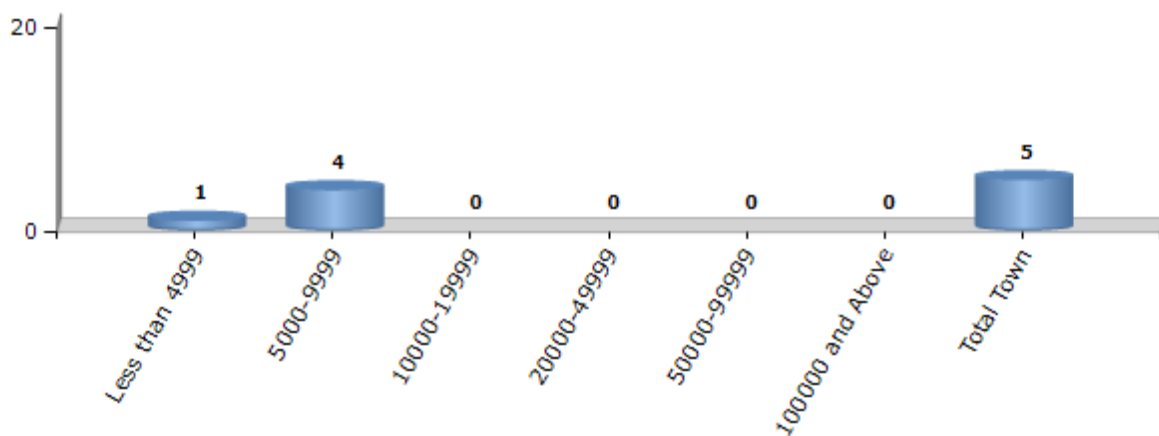
Number of Villages by Population Size - 2011



Number of Towns by Population Size - 2011

| Less than 4999 | 5000-9999 | 10000-19999 | 20000-49999 | 50000-99999 | 100000 and Above | Total Town |
|----------------|-----------|-------------|-------------|-------------|------------------|------------|
| 1              | 4         | 0           | 0           | 0           | 0                | 5          |

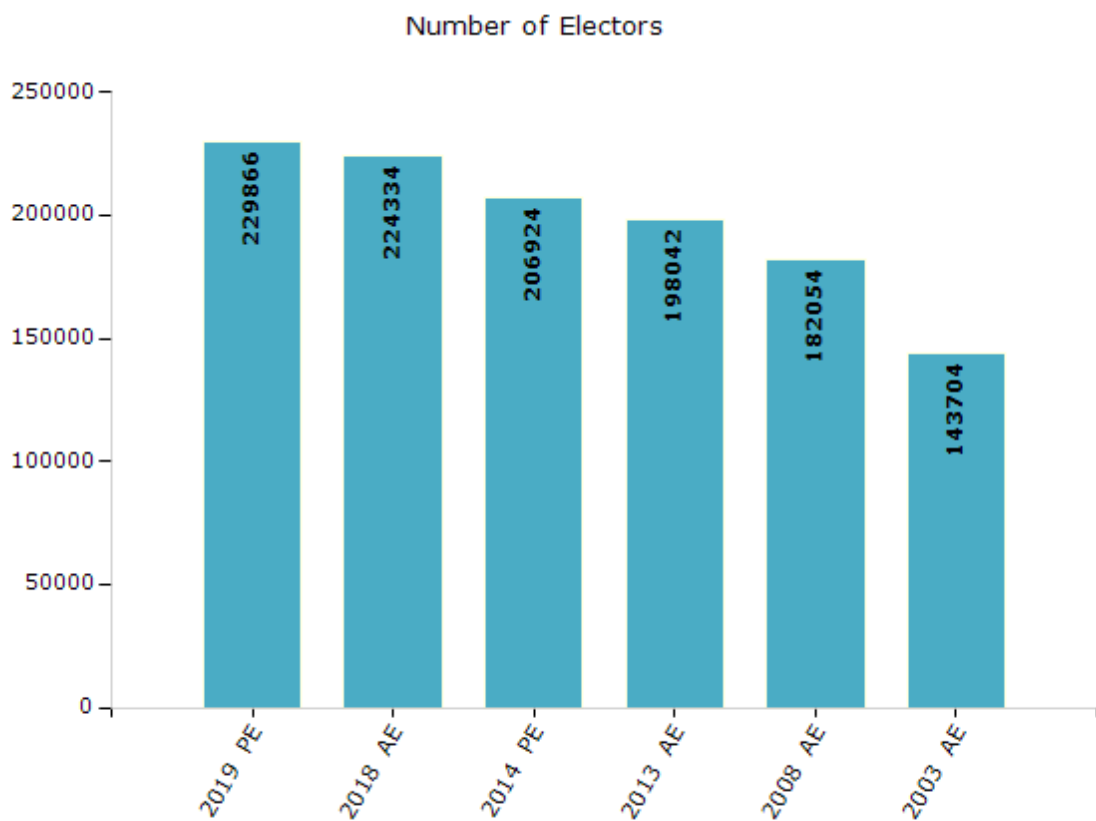
Number of Towns by Population Size - 2011



## Electoral Features

### Electoral by Male & Female

| Year    | Male   | Female | Others | Total  | Year    | Male  | Female | Others | Total  |
|---------|--------|--------|--------|--------|---------|-------|--------|--------|--------|
| 2019 PE | 116083 | 113782 | 1      | 229866 | 2009 PE | -     | -      | -      | -      |
| 2018 AE | 112774 | 111560 | 0      | 224334 | 2008 AE | 90713 | 91341  | -      | 182054 |
| 2014 PE | 105206 | 101697 | 21     | 206924 | 2004 PE | -     | -      | -      | -      |
| 2013 AE | 100981 | 97048  | 13     | 198042 | 2003 AE | 71345 | 72359  | -      | 143704 |



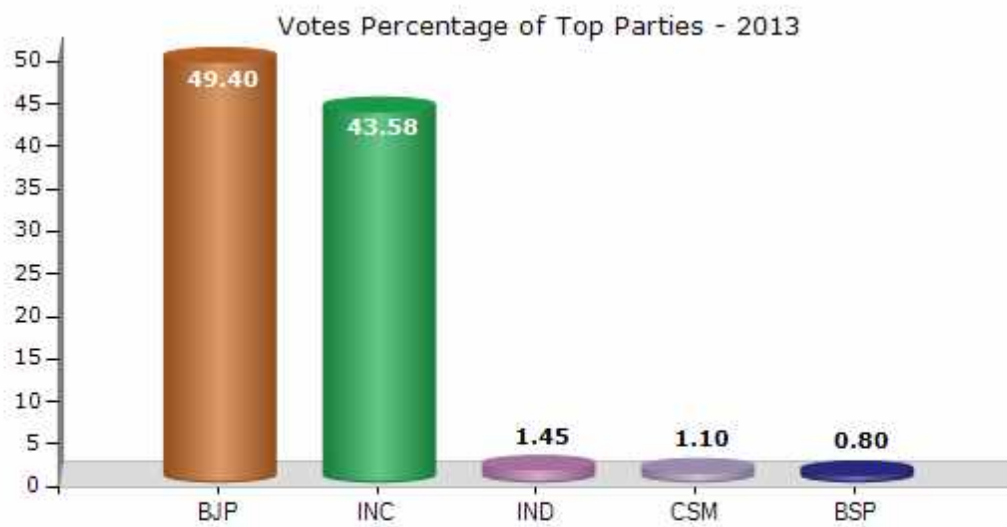
Note : AE : Assembly Election, PE : Assembly Segment of Parliamentary Election



## Historical Summary Election Results

### Summary Result of Assembly Election - 2013

| Candidate Name                 | Party | Votes | Votes % |
|--------------------------------|-------|-------|---------|
| Labh Chand Bafna               | BJP   | 81707 | 49.4    |
| Ravindra Choubey               | INC   | 72087 | 43.58   |
| Jaiprakash Singh               | IND   | 2403  | 1.45    |
| Ramkumar Sahu                  | CSM   | 1814  | 1.1     |
| Homlal Marisha                 | BSP   | 1324  | 0.8     |
| Kishan Lal Kurre               | IND   | 889   | 0.54    |
| Ashok Tandulkar                | IND   | 333   | 0.2     |
| Rajmahant Satyanarayan Sonwani | BHBP  | 323   | 0.2     |
|                                | NOTA  | 4529  | 2.74    |



## Polling Station Level Election Results

### Number and Name of Polling Stations (PS) (2018)

| Number of Polling Stations | Name of Polling Stations | Number of Polling Stations | Name of Polling Stations |
|----------------------------|--------------------------|----------------------------|--------------------------|
| 1                          | Agri                     | 22                         | Tipni                    |
| 2                          | Tendo                    | 23                         | Gopalpur                 |
| 3                          | Odhiya                   | 24                         | Umraavnagar              |
| 4                          | Baniyadih                | 25                         | Kopedabri                |
| 5                          | Kanhera                  | 26                         | Gatapar                  |
| 6                          | Kanhera                  | 27                         | Khamhariya               |
| 7                          | Khurusbod (R)            | 28                         | Khamhariya               |
| 8                          | Kurra                    | 29                         | Khamhariya               |
| 9                          | Sukhatal                 | 30                         | Khamhariya               |
| 10                         | Rampura                  | 31                         | Khamhariya               |
| 11                         | Saigona                  | 32                         | Khamhariya               |
| 12                         | Saigona                  | 33                         | Khamhariya A             |
| 13                         | Karesra                  | 34                         | Navagaonvkala            |
| 14                         | Gara                     | 35                         | Patora                   |
| 15                         | Kurood                   | 36                         | Tarakpur                 |
| 16                         | Bamhin                   | 37                         | Darri                    |
| 17                         | Jevra                    | 38                         | Karmu                    |
| 18                         | Matia                    | 39                         | Khati                    |
| 19                         | Banaranka                | 40                         | Akola                    |
| 20                         | Banaranka                | 41                         | Gadaghat                 |
| 21                         | Chikhli                  | 42                         | Sauri                    |

Contd....

## Polling Station Level Election Results

### Polling Station-wise Votes Secured by Overall Top Five Parties in Saja Assembly in Assembly Election (AE) under Durg Parliamentary Constituency in Chhattisgarh (2018)

| Number of Polling Station | Winner - Ravindra Chaube (INC) | Runner-up - Labhchand Bafna (BJP) | 3rd - Teksingh Chandel (JCCJ) | 4th - Basant Agrawal (IND) | 5th - Lochan Sahu (IND) | NOTA | Other | Total Votes Secured |
|---------------------------|--------------------------------|-----------------------------------|-------------------------------|----------------------------|-------------------------|------|-------|---------------------|
| 36                        | 220                            | 44                                | 14                            | 20                         | 2                       | 16   | 6     | 322                 |
| 37                        | 434                            | 302                               | 4                             | 81                         | 20                      | 36   | 22    | 899                 |
| 38                        | 259                            | 154                               | 0                             | 22                         | 8                       | 13   | 3     | 459                 |
| 39                        | 521                            | 318                               | 6                             | 51                         | 18                      | 22   | 11    | 947                 |
| 40                        | 240                            | 231                               | 2                             | 9                          | 12                      | 13   | 10    | 517                 |
| 41                        | 194                            | 213                               | 3                             | 30                         | 18                      | 11   | 14    | 483                 |
| 42                        | 346                            | 261                               | 34                            | 19                         | 31                      | 34   | 23    | 748                 |
| 43                        | 253                            | 69                                | 36                            | 13                         | 2                       | 18   | 11    | 402                 |
| 44                        | 306                            | 199                               | 0                             | 12                         | 8                       | 11   | 15    | 551                 |
| 45                        | 286                            | 193                               | 0                             | 7                          | 12                      | 12   | 24    | 534                 |
| 46                        | 304                            | 348                               | 2                             | 16                         | 41                      | 30   | 14    | 755                 |
| 47                        | 97                             | 59                                | 45                            | 6                          | 3                       | 3    | 8     | 221                 |
| 48                        | 356                            | 230                               | 1                             | 5                          | 22                      | 16   | 7     | 637                 |
| 49                        | 618                            | 151                               | 6                             | 11                         | 9                       | 26   | 4     | 825                 |
| 50                        | 193                            | 228                               | 0                             | 6                          | 18                      | 18   | 5     | 468                 |
| 51                        | 285                            | 316                               | 5                             | 4                          | 15                      | 10   | 12    | 647                 |
| 52                        | 186                            | 126                               | 0                             | 4                          | 11                      | 20   | 5     | 352                 |
| 53                        | 235                            | 87                                | 0                             | 9                          | 3                       | 7    | 1     | 342                 |
| 54                        | 459                            | 289                               | 8                             | 6                          | 8                       | 18   | 13    | 801                 |
| 55                        | 262                            | 128                               | 2                             | 4                          | 8                       | 21   | 4     | 429                 |
| 56                        | 301                            | 291                               | 1                             | 5                          | 17                      | 18   | 9     | 642                 |
| 57                        | 178                            | 172                               | 0                             | 4                          | 5                       | 9    | 5     | 373                 |
| 58                        | 415                            | 305                               | 1                             | 4                          | 17                      | 29   | 19    | 790                 |
| 59                        | 226                            | 166                               | 11                            | 2                          | 9                       | 16   | 11    | 441                 |
| 60                        | 273                            | 213                               | 0                             | 7                          | 18                      | 17   | 4     | 532                 |
| 61                        | 345                            | 194                               | 8                             | 15                         | 12                      | 41   | 8     | 623                 |
| 62                        | 254                            | 211                               | 2                             | 2                          | 13                      | 7    | 12    | 501                 |
| 63                        | 373                            | 264                               | 5                             | 9                          | 20                      | 33   | 4     | 708                 |
| 64                        | 497                            | 429                               | 2                             | 9                          | 29                      | 15   | 4     | 985                 |
| 65                        | 355                            | 286                               | 9                             | 25                         | 31                      | 18   | 17    | 741                 |
| 66                        | 372                            | 132                               | 11                            | 22                         | 10                      | 19   | 6     | 572                 |
| 67                        | 250                            | 137                               | 0                             | 13                         | 12                      | 14   | 3     | 429                 |
| 68                        | 203                            | 196                               | 2                             | 43                         | 16                      | 10   | 9     | 479                 |
| 69                        | 442                            | 237                               | 31                            | 37                         | 12                      | 26   | 16    | 801                 |
| 70                        | 229                            | 335                               | 2                             | 7                          | 18                      | 27   | 18    | 636                 |

Contd....

## Polling Station Level Election Results

### Winner, Runner-up and 3rd Party Position & Winning Margin According to Polling Stations in Saja Assembly in Assembly Election (AE) under Durg Parliamentary Constituency in Chhattisgarh (2018)

| Polling Station Number | Winner Party | Winner Votes (%) | Runner-up Party | Runner-up Votes (%) | Winning Margin Votes (%) | Third Party | Third Party Votes (%) | Other Votes (%) |
|------------------------|--------------|------------------|-----------------|---------------------|--------------------------|-------------|-----------------------|-----------------|
| 71                     | INC          | 287 (47.05)      | BJP             | 185 (30.33)         | 102 (16.72)              | IND (BA)    | 50 (8.2)              | 88 (14.43)      |
| 72                     | BJP          | 264 (45.13)      | INC             | 219 (37.44)         | 45 (7.69)                | IND (BA)    | 54 (9.23)             | 48 (8.21)       |
| 73                     | INC          | 325 (44.52)      | BJP             | 270 (36.99)         | 55 (7.53)                | IND (BA)    | 48 (6.58)             | 87 (11.92)      |
| 74                     | INC          | 188 (52.08)      | IND (BA)        | 51 (14.13)          | 137 (37.95)              | BJP         | 50 (13.85)            | 72 (19.94)      |
| 75                     | INC          | 493 (55.58)      | BJP             | 271 (30.55)         | 222 (25.03)              | IND (BA)    | 64 (7.22)             | 59 (6.65)       |
| 76                     | INC          | 217 (57.11)      | BJP             | 138 (36.32)         | 79 (20.79)               | IND (LS)    | 7 (1.84)              | 18 (4.74)       |
| 77                     | INC          | 442 (60.88)      | BJP             | 163 (22.45)         | 279 (38.43)              | IND (BA)    | 47 (6.47)             | 74 (10.19)      |
| 78                     | INC          | 233 (57.67)      | BJP             | 111 (27.48)         | 122 (30.19)              | IND (BA)    | 21 (5.2)              | 39 (9.65)       |
| 79                     | INC          | 339 (49.27)      | BJP             | 182 (26.45)         | 157 (22.82)              | IND (BA)    | 104 (15.12)           | 63 (9.16)       |
| 80                     | INC          | 332 (50.92)      | BJP             | 245 (37.58)         | 87 (13.34)               | IND (BA)    | 21 (3.22)             | 54 (8.28)       |
| 81                     | BJP          | 374 (45.95)      | INC             | 324 (39.8)          | 50 (6.15)                | IND (BA)    | 56 (6.88)             | 60 (7.37)       |
| 82                     | INC          | 146 (45.63)      | BJP             | 119 (37.19)         | 27 (8.44)                | IND (BA)    | 32 (10)               | 23 (7.19)       |
| 83                     | INC          | 323 (47.78)      | BJP             | 253 (37.43)         | 70 (10.35)               | IND (BA)    | 67 (9.91)             | 33 (4.88)       |
| 84                     | INC          | 181 (48.4)       | BJP             | 145 (38.77)         | 36 (9.63)                | IND (BA)    | 19 (5.08)             | 29 (7.75)       |
| 85                     | INC          | 400 (54.13)      | BJP             | 159 (21.52)         | 241 (32.61)              | IND (LS)    | 81 (10.96)            | 99 (13.4)       |
| 86                     | INC          | 266 (66)         | BJP             | 103 (25.56)         | 163 (40.44)              | IND (LS)    | 6 (1.49)              | 28 (6.95)       |
| 87                     | INC          | 387 (48.62)      | BJP             | 341 (42.84)         | 46 (5.78)                | IND (LS)    | 19 (2.39)             | 49 (6.16)       |
| 88                     | BJP          | 353 (45.37)      | INC             | 352 (45.24)         | 1 (0.13)                 | IND (LS)    | 30 (3.86)             | 43 (5.53)       |
| 89                     | INC          | 317 (51.05)      | BJP             | 250 (40.26)         | 67 (10.79)               | IND (BA)    | 12 (1.93)             | 42 (6.76)       |
| 90                     | BJP          | 353 (48.89)      | INC             | 290 (40.17)         | 63 (8.72)                | IND (LS)    | 37 (5.12)             | 42 (5.82)       |
| 91                     | INC          | 541 (59.98)      | BJP             | 310 (34.37)         | 231 (25.61)              | IND (LS)    | 13 (1.44)             | 38 (4.21)       |
| 92                     | INC          | 386 (60.22)      | BJP             | 190 (29.64)         | 196 (30.58)              | IND (LS)    | 14 (2.18)             | 51 (7.96)       |
| 93                     | INC          | 265 (62.65)      | BJP             | 97 (22.93)          | 168 (39.72)              | IND (LS)    | 13 (3.07)             | 48 (11.35)      |
| 94                     | INC          | 400 (52.91)      | BJP             | 278 (36.77)         | 122 (16.14)              | IND (LS)    | 22 (2.91)             | 56 (7.41)       |
| 95                     | INC          | 292 (55.83)      | BJP             | 196 (37.48)         | 96 (18.35)               | IND (BA)    | 9 (1.72)              | 26 (4.97)       |
| 96                     | INC          | 490 (69.31)      | BJP             | 186 (26.31)         | 304 (43)                 | IND (LS)    | 10 (1.41)             | 21 (2.97)       |
| 97                     | INC          | 210 (49.41)      | BJP             | 175 (41.18)         | 35 (8.23)                | IND (LS)    | 11 (2.59)             | 29 (6.82)       |
| 98                     | BJP          | 277 (43.83)      | INC             | 268 (42.41)         | 9 (1.42)                 | IND (BA)    | 36 (5.7)              | 51 (8.07)       |
| 99                     | INC          | 180 (53.89)      | BJP             | 105 (31.44)         | 75 (22.45)               | IND (BA)    | 25 (7.49)             | 24 (7.19)       |
| 100                    | INC          | 242 (61.89)      | BJP             | 128 (32.74)         | 114 (29.15)              | IND (BA)    | 5 (1.28)              | 16 (4.09)       |
| 101                    | BJP          | 389 (48.5)       | INC             | 327 (40.77)         | 62 (7.73)                | IND (LS)    | 33 (4.11)             | 53 (6.61)       |
| 102                    | BJP          | 322 (55.61)      | INC             | 182 (31.43)         | 140 (24.18)              | IND (LS)    | 28 (4.84)             | 47 (8.12)       |
| 103                    | INC          | 315 (37.28)      | BJP             | 256 (30.3)          | 59 (6.98)                | JCCJ        | 182 (21.54)           | 92 (10.89)      |
| 104                    | INC          | 369 (45.17)      | BJP             | 296 (36.23)         | 73 (8.94)                | JCCJ        | 89 (10.89)            | 63 (7.71)       |
| 105                    | INC          | 389 (51.52)      | BJP             | 257 (34.04)         | 132 (17.48)              | IND (BA)    | 41 (5.43)             | 68 (9.01)       |

Contd....

## Socio-Economic Amenities - Rural

### Access to Education Facilities

| Particulars                             | Number of Village (% of Population) |               |  |         |          |
|---|-------------------------------------|---------------|--|---------|----------|
|   | Available                           | Not Available | If Not Available<br>(Distance of Nearest Facility) |         |          |
|   |                                     |               | A  | B       | C        |
| Govt. Primary School                    | 277 (100)                           | 1 (0)         | 1 (0)  | 0 (0)   | 0 (0)    |
| Private Primary School                  | 18 (8)                              | 260 (92)      | 0 (0)  | 0 (0)   | 0 (0)    |
| Govt. Middle School                     | 141 (62)                            | 137 (38)      | 114 (32)   | 11 (4)  | 1 (0)    |
| Private Middle School                   | 1 (1)                               | 277 (99)      | 0 (0)  | 0 (0)   | 0 (0)    |
| Govt. Secondary School                  | 39 (22)                             | 239 (78)      | 136 (45)   | 77 (26) | 4 (1)    |
| Private Secondary School                | 5 (3)                               | 273 (97)      | 6 (1)  | 0 (0)   | 0 (0)    |
| Govt. Senior Secondary School           | 19 (11)                             | 259 (89)      | 106 (37)   | 97 (33) | 13 (4)   |
| Private Senior Secondary School         | 4 (2)                               | 274 (98)      | 4 (1)  | 2 (0)   | 0 (0)    |
| Govt. Arts and Science Degree College   | 8 (3)                               | 270 (97)      | 20 (8)   | 64 (24) | 150 (52) |
| Private Arts and Science Degree College | 0 (0)                               | 278 (100)     | 0 (0)  | 0 (0)   | 1 (0)    |
| Govt. Engineering College               | 0 (0)                               | 278 (100)     | 1 (0)  | 1 (1)   | 191 (65) |
| Private Engineering College             | 0 (0)                               | 278 (100)     | 0 (0)  | 0 (0)   | 35 (16)  |
| Govt. Medicine College                  | 0 (0)                               | 278 (100)     | 1 (0)  | 3 (1)   | 202 (73) |
| Private Medicine College                | 1 (0)                               | 277 (100)     | 1 (0)  | 0 (0)   | 14 (6)   |
| Govt. Management Institute              | 0 (0)                               | 278 (100)     | 0 (0)  | 2 (1)   | 134 (47) |
| Private Management Institute            | 0 (0)                               | 278 (100)     | 0 (0)  | 0 (0)   | 32 (13)  |
| Govt. Polytechnic                       | 0 (0)                               | 278 (100)     | 1 (0)  | 0 (0)   | 225 (80) |
| Private Polytechnic                     | 0 (0)                               | 278 (100)     | 0 (0)  | 0 (0)   | 5 (2)    |
| Govt. Vocational Training School/ITI    | 1 (0)                               | 277 (100)     | 8 (3)  | 31 (11) | 194 (69) |
| Private Vocational Training School/ITI  | 0 (0)                               | 278 (100)     | 0 (0)  | 2 (1)   | 2 (1)    |
| Govt. Non Formal Training Centre        | 6 (2)                               | 272 (98)      | 6 (2)  | 11 (4)  | 72 (28)  |
| Private Non Formal Training Centre      | 0 (0)                               | 278 (100)     | 0 (0)  | 0 (0)   | 2 (1)    |
| Govt. School For Disabled               | 1 (0)                               | 277 (100)     | 2 (1)  | 1 (0)   | 147 (52) |
| Private School For Disabled             | 0 (0)                               | 278 (100)     | 0 (0)  | 0 (0)   | 27 (9)   |
| Government Others                       | 86 (32)                             | 192 (68)      | 0 (0)  | 0 (0)   | 0 (0)    |
| Private Others                          | 0 (0)                               | 278 (100)     | 0 (0)  | 0 (0)   | 0 (0)    |

Note : Distance A : Less than 5 km; B : Between 5-10 km; C : 10+ km.; Source : Data Analysis is based on 2011 Census.

## DISCLAIMER

The Terms of Use and Disclaimer of Datanet India Private Limited (hereinafter referred to as "Datanet") for use of this analysis report of **Saja Assembly Constituency (Saja Vidhan Sabha)** :-

1. **Assembly Factbook™** is a Registered Trade Mark owned by Datanet.
2. All the maps are sketched and graphical representation only and have not been drawn to the scale and also not to represent the actual geographical area or boundary of the unit.
3. The data for the aforesaid analysis is based on authentic sources and has been culled from the various publications of Census, CSO and NSSO for district and block level data, various central and state government departments, Central & State Elections Commissions and the concerned Returning Officers' releases, Electoral Rolls, Election results and allied publications, internal assessment, surveys, estimates and analysis. Therefore, certain adjustment of data at micro level may have been done to arrive closer to the macro data.
4. Data have been provided on an "As Is" and "As AVAILABLE" basis
5. The colours shown in the maps or diagram and charts of a particular party, alliance or AC are indicative and do not represent them.
6. This publication which includes maps, sheets, graphs and data would be the property under copyright of Datanet only. The user may use these for its internal study, analysis and research purposes. It's public display, re-selling or any commercial uses by the user are not allowed.
7. Datanet has taken due care and caution in compilation and processing of data and allied information, but does not guarantee the accuracy, adequacy or completeness of any information/analysis and will be not responsible for any errors or omissions or for the results obtained from the use of such information/analysis.
8. All the contents for the publication have been culled from various authentic sources and Datanet reasonably believes such sources to be reliable, but does not make any representations, express or implied as to the accuracy or fitness of use of such information. The information or contents of the information/analysis do not constitute advice and should not be relied upon in making (or refraining from making) any decision. Any reliance placed upon the information provided by Datanet is the sole responsibility and strictly at the user's risk.
9. In no event will Datanet be liable for any damages (including, without limitation, damages for loss of business projects, or loss of profits) arising in contract, tort or otherwise from the use of or inability to use any of its contents, or from any action taken (or refrained from being taken) as a result of using the analysis or any of its contents. Datanet its directors, owners, editors, officials, employees, distributor and agents or any associate will not be liable for any errors in the information contained or any consequences arising from the use of the contents of the provided information/analysis.
10. If any provision of these terms and conditions is held invalid or illegal or unenforceable for any reason by any court of competent jurisdiction, such provision shall be severed and the remainder of provisions of the terms and conditions shall continue in full force and effect as if the Term of Use had been executed with the invalid, illegal or unenforceable provision eliminated.
11. If there are any discrepancies in the information provided, please bring it to attention of Datanet for suitable rectification measures.

**Get Complete Book**  
**At Datanet India eBooks Store**

[www.datanetindia-ebooks.com](http://www.datanetindia-ebooks.com)

or go directly at

[http://www.datanetindia-ebooks.com/Assembly\\_factbook/Chhattisgarh/Durg/Saja](http://www.datanetindia-ebooks.com/Assembly_factbook/Chhattisgarh/Durg/Saja)

 **india**stat**elections**

ISBN : 978-93-87312-88-3



9 789387 312883