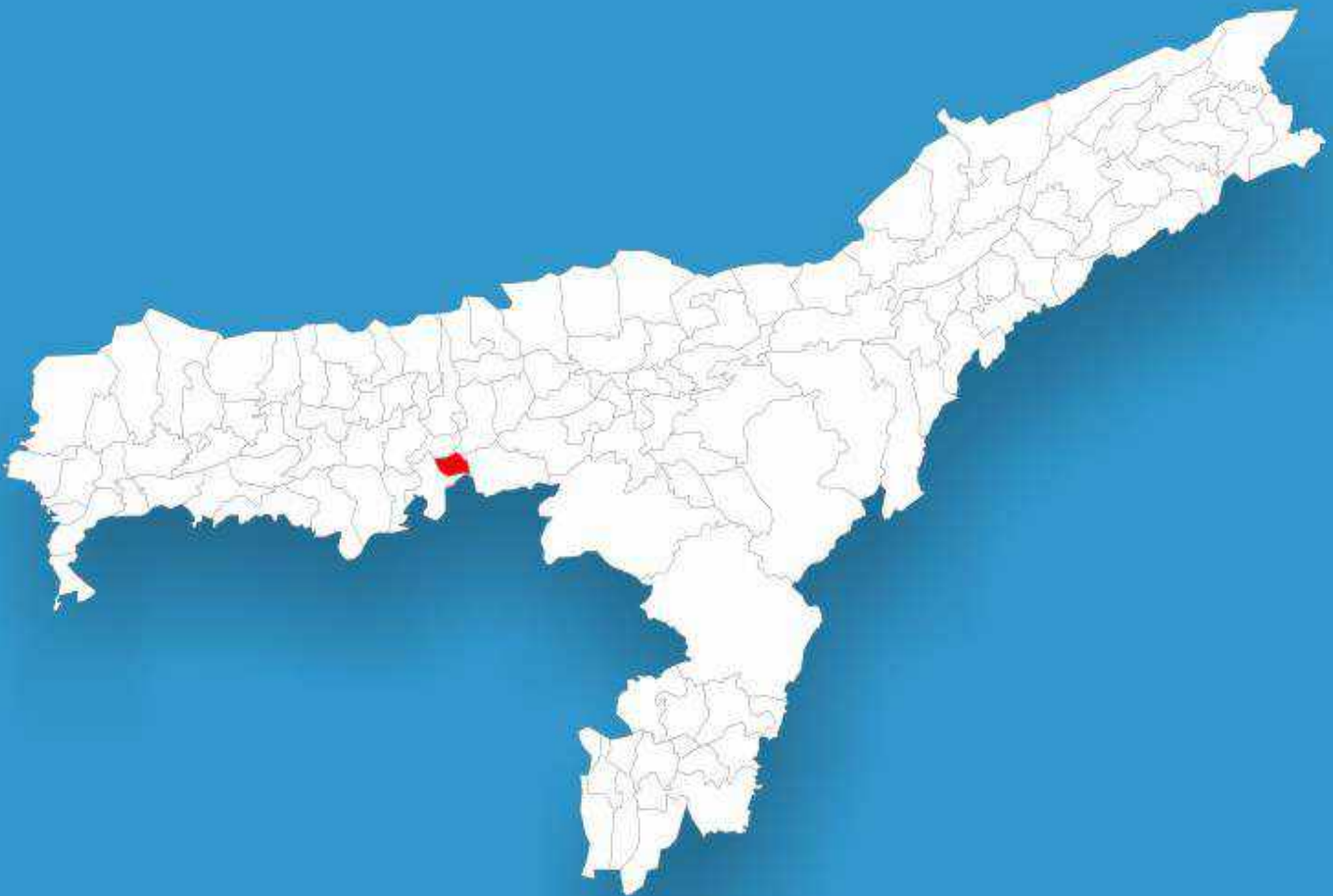




Assam

Assembly Factbook™

Gauhati East Assembly Constituency



Key Electoral Data of Gauhati East
Assembly Constituency (Vidhan Sabha)

Assam

Assembly Factbook™

Gauhati East Assembly Constituency



Gauhati East Vidhan Sabha

Editor & Director

Dr. R.K. Thukral

Research Editor

Dr. Shafeeq Rahman

Compiled, Researched and Published by Datanet India Pvt. Ltd.

D-100, 1st Floor,

Okhla Industrial Area, Phase-I,
New Delhi- 110020.

Ph.: 91-11- 43580781-84

Email : support@indiastatpublications.com

Website : www.indiastatelections.com

Online Book Store :

www.indiastatpublications.com

Report No. : AFB/AS-053-0125

ISBN : 978-93-5313-363-4

First Edition : January, 2018

Eighth Updated Edition : January, 2025

Price : Rs. 11500/-

US\$ 310

© Datanet India Pvt. Ltd.

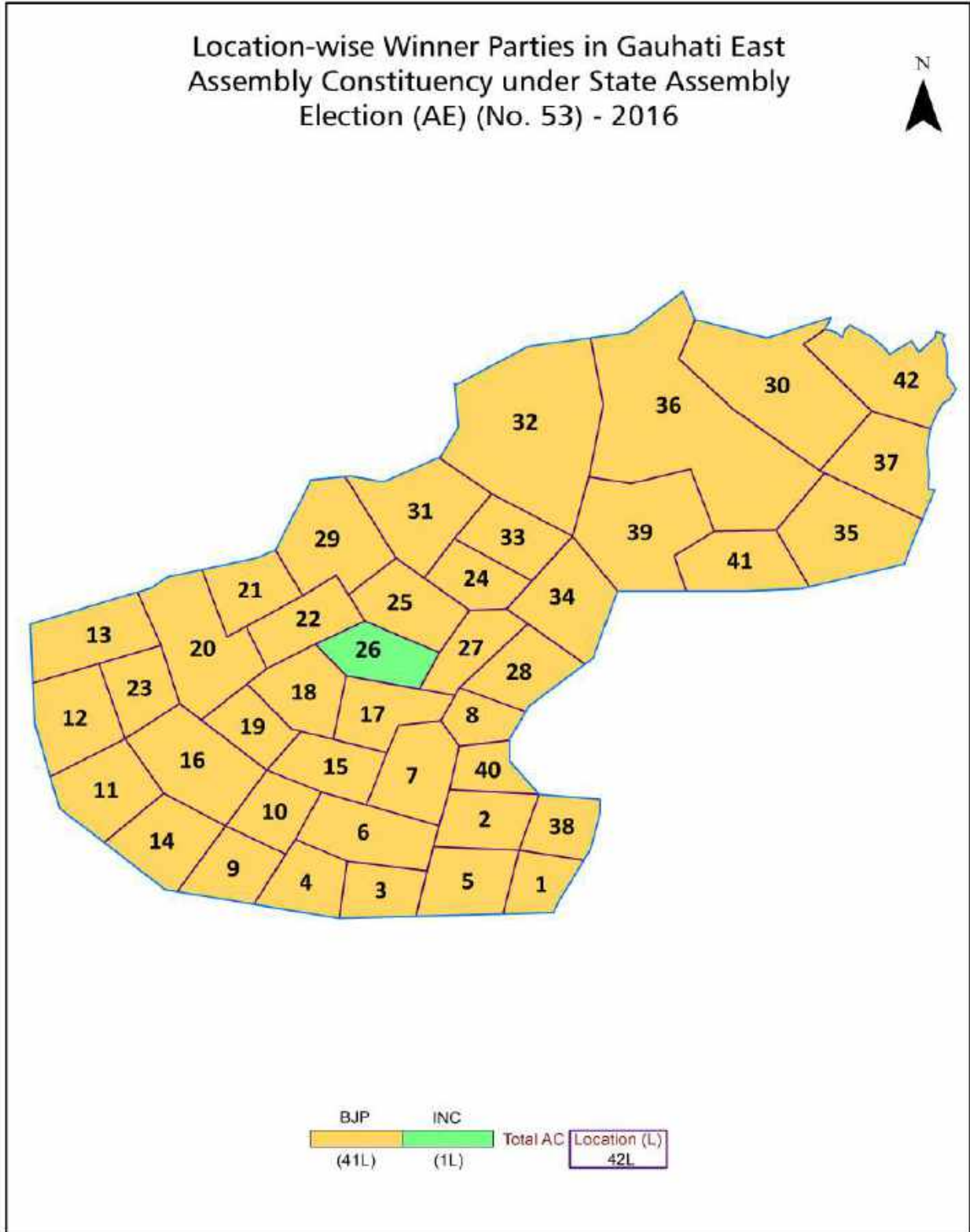
All rights reserved. No part of this book may be reproduced, stored in a retrieval system or transmitted in any form or by any means, mechanical photocopying, photographing, scanning, recording or otherwise without the prior written permission of the publisher. Please refer to Disclaimer at page no. 162 for the use of this publication.

Printed in India

Contents

No.	Particulars	Page No.
	Introduction	
1	Assembly Constituency -(Vidhan Sabha) at a Glance Features of Assembly as per Delimitation Commission of India (2008)	1-2
	Location and Political Maps	
2	Location Map Boundaries of Assembly Constituency -(Vidhan Sabha in District Boundaries of Assembly Constituency under Parliamentary Constituency -(Lok Sabha) Locality-wise Winner Parties- 2024, 2021, 2019, 2016, 2014, 2011 and 2009	3-10
	Administrative Setup (2011)	
3	District Sub-district Towns Villages Inhabited Villages Uninhabited Villages Village Panchayat Intermediate Panchayat	11
	Demographics (2011)	
4	Population Households Rural/Urban Population Sex Ratio (Total & 0-6 Years) Religious Population Social Population Literacy Rate	12
	Electoral Features	
5	Important Dates of Last Elections Held Electors by Gender Service Electors Voters Voters Turnout Polling Stations & Average Number of Electors per Polling Station Electors by Age Group Present Elected Representatives	13-18
	Historical Summary Election Results	
6	Vote Share of Major Parties Winning Margin (Number & Percentage Polarity of Parties Summary Result of Assembly Segment of Parliamentary Elections 2024, 2019, 2014, 2009, 2004 and 1999 Summary Result of Assembly Elections 2021, 2016, 2011, 2006, 2001, 1996, 1991, 1985, 1983, 1978, 1972 and 1967	19-39
	Polling Station Level Election Results	
7	Name and Number of Polling Station 2024, 2021, 2019, 2016, 2014, 2011 and 2009 Polling Station-wise Electors, Voters & Voters Turnout 2024, 2021, 2019, 2016, 2014, 2011 and 2009 Polling Station wise Elections Results 2024, 2021, 2019, 2016, 2014, 2011 and 2009	40-156
	Share of Assembly Constituency	
8	Share of Assembly Constituency -(Vidhan Sabha) in State, District and Parliamentary Constituency -(Lok Sabha)	157
9	Abbreviation & Sources	160
10	Disclaimer	162

Location & Political Map

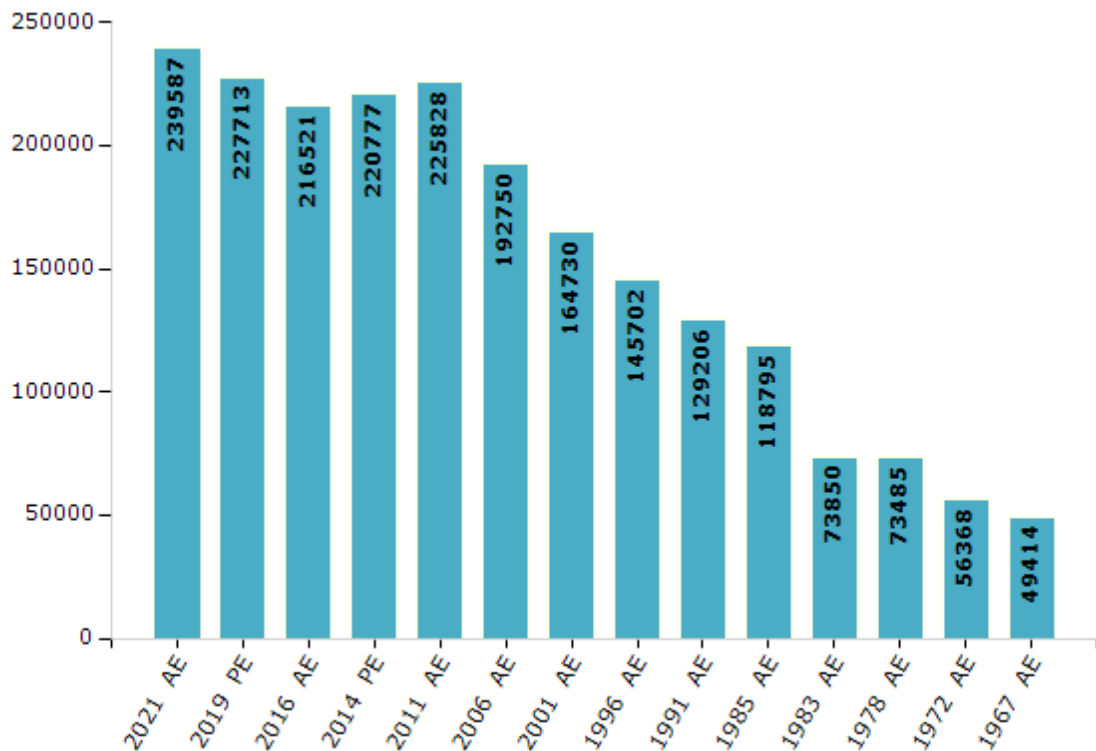


Electoral Features

Electors by Male & Female

Year	Male	Female	Others	Total	Year	Male	Female	Others	Total
2021 AE	118459	121117	11	239587	1996 AE	84354	61348	-	145702
2019 PE	113738	113961	14	227713	1991 AE	73521	55685	-	129206
2016 AE	109741	106780	0	216521	1985 AE	60753	58042	-	118795
2014 PE	113691	107086	0	220777	1983 AE	38443	35407	-	73850
2011 AE	119086	106742	0	225828	1978 AE	47427	26058	-	73485
2009 PE	-	-	-	-	1972 AE	30003	26365	-	56368
2006 AE	102222	90528	-	192750	1967 AE	-	-	-	49414
2004 PE	-	-	-	-	1962 AE	-	-	-	-
2001 AE	91053	73677	-	164730	1957 AE	-	-	-	-
1999 PE	-	-	-	-	1952 AE	-	-	-	-

Number of Electors



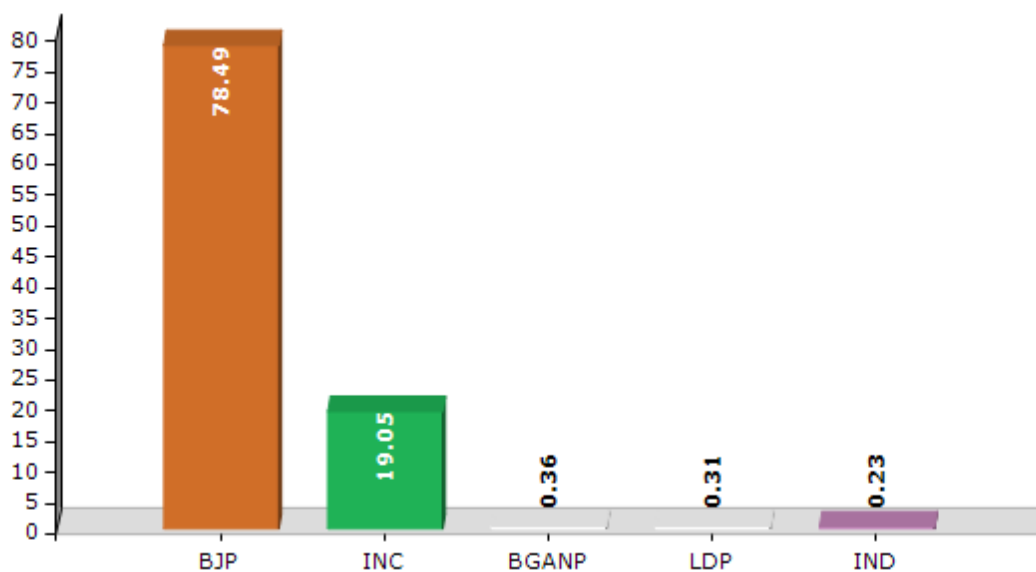
Note : AE : Assembly Election, PE : Assembly Segment of Parliamentary Election

Historical Summary Election Results

Summary Result of Assembly Election - 2016

Candidate Name	Party	Votes	Votes %
Siddhartha Bhattacharya	BJP	127602	78.49
Bobbeeta Sharma	INC	30965	19.05
Dr. Avijit Chakraborty	BGANP	591	0.36
Prodyut Kumar Bora	LDP	499	0.31
Raktimava Swami	IND	377	0.23
Bipul Kumar Talukdar	IND	243	0.15
Bhupen Sarma	IND	196	0.12
Pradip Kumar Das	RSSC	189	0.12
Subhash Chandra Gupta	TNRMPI	182	0.11
Kazi Nekib Ahmed	IND	181	0.11
Pranab Jyoti Das	RPI(A)	137	0.08
Bandana Barman Baruah	RAJPA	129	0.08
	NOTA	1288	0.79

Votes Percentage of Top Parties - 2016



Polling Station Level Election Results

Number and Name of Polling Stations (PS) (2016)

Number of Polling Stations	Name of Polling Stations	Number of Polling Stations	Name of Polling Stations
1	Dakhin Guwahati High School (R/W)	22	Rupnagar Bidyapith High School (M/W)
2	Dakhin Guwahati High School (M/W)	23	Rupnagar Bidyapith High School (L/W)
3	Dakhin Guwahati High School (L/W)	24	Rupnagar Bidyapith High School (E/W)
4	Dakhin Guwahati High School (E/W)	25	Indrapur L.P. School (R/W)
5	Binova Nagar L.P. School (R/W)	26	Indrapur L.P. School (M/W)
6	Binova Nagar L.P. School (M/W)	27	Indrapur L.P. School (L/W)
7	Binova Nagar L.P. School (L/W)	28	Indrapur L.P. School (E/W)
8	Binova Nagar L.P. School (E/W)	29	Birubari Rupnagar M.E. School (R/W)
9	Kahilipara High School (R/W)	30	Birubari Rupnagar M.E. School (L/W)
10	Kahilipara High School (L/W)	31	Rupnagar Junior Basic School (R/W)
11	Narakasur High School (R/W)	32	Rupnagar Junior Basic School (L/W)
12	Narakasur High School (E/W)	33	Rupnagar Junior Basic School (M/W)
13	Udayachal L.P. School (R/W)	34	Gopinath Nagar Birubari L.P. School (L/W)
14	Udayachal L.P. School (M/W)	35	Gaya Ram L.P. School (R/W)
15	Udayachal L.P. School (L/W)	36	Gopinath Nagar Birubari L.P. School (E/W)
16	Udayachal L.P. School (E/W)	37	Gaya Ram L.P. School (L/W)
17	Udayachal M.E. School (R/W)	38	Srimantapur L.P. School (R/W)
18	Udayachal M.E. School (L/W)	39	Srimantapur L.P. School (L/W)
19	Gopinath Nagar Birubari L.P. School (R/W)	40	Narakasur L.P. School (R/W)
20	Gopinath Nagar Birubari L.P. School (M/W)	41	Narakasur L.P. School (L/W)
21	Rupnagar Bidyapith High School (R/W)	42	Narakasur L.P. School (M/W)

Contd....

Polling Station Level Election Results

Polling Station-wise Votes Secured by Overall Top Five Parties in Gauhati East Assembly in Assembly Election (AE) under Gauhati Parliamentary Constituency in Assam (2016)

Number of Polling Station	Winner - Siddhartha Bhattacharya (BJP)	Runner-up - Bobbeeta Sharma (INC)	3rd - Dr. Avijit Chakraborty (BGANP)	4th - Prodyut Kumar Bora (LDP)	5th - Raktimava Swami (IND)	NOTA	Other	Total Votes Secured
36	443	105	2	0	2	5	7	564
37	562	123	11	1	4	10	7	718
38	677	132	5	0	0	4	5	823
39	707	275	8	1	1	4	8	1004
40	742	168	16	2	6	4	11	949
41	635	111	2	3	2	5	4	762
42	915	166	5	0	3	4	8	1101
43	883	157	1	1	0	7	3	1052
44	543	110	5	2	4	2	5	671
45	919	89	8	1	1	11	7	1036
46	489	98	3	1	2	6	5	604
47	443	59	3	2	0	1	5	513
48	503	122	2	6	0	3	5	641
49	634	79	2	1	5	11	4	736
50	568	151	3	2	5	7	8	744
51	622	90	6	2	4	6	8	738
52	564	101	2	2	2	6	3	680
53	379	59	0	0	0	4	3	445
54	576	185	3	1	12	12	8	797
55	471	140	1	0	2	3	1	618
56	615	127	2	1	16	8	7	776
57	509	109	2	2	24	10	10	666
58	496	103	0	2	2	12	2	617
59	683	106	3	0	1	6	3	802
60	445	63	4	3	2	7	1	525
61	512	76	4	2	0	7	2	603
62	850	111	3	10	0	3	5	982
63	416	73	1	2	2	3	1	498
64	520	69	2	1	0	3	2	597
65	597	109	2	6	1	8	1	724
66	580	108	1	0	1	2	4	696
67	542	113	1	0	3	4	6	669
68	763	131	4	3	1	4	5	911
69	635	55	1	2	1	5	6	705
70	608	99	2	0	2	4	4	719

Contd....

Polling Station Level Election Results

Winner, Runner-up and 3rd Party Position & Winning Margin According to Polling Stations in Gauhati East Assembly in Assembly Election (AE) under Gauhati Parliamentary Constituency in Assam (2016)

Polling Station Number	Winner Party	Winner Votes (%)	Runner-up Party	Runner-up Votes (%)	Winning Margin Votes (%)	Third Party	Third Party Votes (%)	Other Votes (%)
71	BJP	272 (81.93)	INC	50 (15.06)	222 (66.87)	LDP	2 (0.6)	8 (2.41)
72	BJP	289 (86.79)	INC	35 (10.51)	254 (76.28)	LDP	2 (0.6)	7 (2.1)
73	BJP	673 (83.5)	INC	129 (16)	544 (67.5)	BGANP	2 (0.25)	2 (0.25)
74	BJP	665 (88.55)	INC	77 (10.25)	588 (78.3)	TNRMPI	2 (0.27)	7 (0.93)
75	BJP	620 (82.01)	INC	117 (15.48)	503 (66.53)	BGANP	6 (0.79)	13 (1.72)
76	BJP	763 (85.16)	INC	118 (13.17)	645 (71.99)	BGANP	4 (0.45)	11 (1.23)
77	BJP	713 (84.18)	INC	113 (13.34)	600 (70.84)	BGANP	4 (0.47)	17 (2.01)
78	BJP	629 (80.85)	INC	130 (16.71)	499 (64.14)	BGANP	7 (0.9)	12 (1.54)
79	BJP	551 (93.39)	INC	34 (5.76)	517 (87.63)	RSSC	2 (0.34)	3 (0.51)
80	BJP	554 (86.16)	INC	76 (11.82)	478 (74.34)	TNRMPI	5 (0.78)	8 (1.24)
81	BJP	341 (82.77)	INC	62 (15.05)	279 (67.72)	BGANP	2 (0.49)	7 (1.7)
82	BJP	255 (75.67)	INC	76 (22.55)	179 (53.12)	BGANP	2 (0.59)	4 (1.19)
83	BJP	301 (90.39)	INC	29 (8.71)	272 (81.68)	BGANP	1 (0.3)	2 (0.6)
84	BJP	595 (87.5)	INC	73 (10.74)	522 (76.76)	IND (BKT)	4 (0.59)	8 (1.18)
85	BJP	435 (90.25)	INC	43 (8.92)	392 (81.33)	BGANP	1 (0.21)	3 (0.62)
86	BJP	335 (88.16)	INC	41 (10.79)	294 (77.37)	BGANP	1 (0.26)	3 (0.79)
87	BJP	411 (68.39)	INC	173 (28.79)	238 (39.6)	TNRMPI	8 (1.33)	9 (1.5)
88	BJP	447 (93.51)	INC	25 (5.23)	422 (88.28)	IND (BKT)	2 (0.42)	4 (0.84)
89	BJP	587 (86.07)	INC	81 (11.88)	506 (74.19)	LDP	3 (0.44)	11 (1.61)
90	BJP	609 (74.27)	INC	201 (24.51)	408 (49.76)	IND (KNA)	3 (0.37)	7 (0.85)
91	BJP	599 (84.72)	INC	97 (13.72)	502 (71)	BGANP	3 (0.42)	8 (1.13)
92	INC	570 (74.03)	BJP	176 (22.86)	394 (51.17)	TNRMPI	4 (0.52)	20 (2.6)
93	BJP	418 (57.18)	INC	293 (40.08)	125 (17.1)	TNRMPI	4 (0.55)	16 (2.19)
94	BJP	627 (74.03)	INC	201 (23.73)	426 (50.3)	BGANP	5 (0.59)	14 (1.65)
95	BJP	783 (81.14)	INC	166 (17.2)	617 (63.94)	BGANP	6 (0.62)	10 (1.04)
96	INC	162 (55.48)	BJP	129 (44.18)	33 (11.3)	RSSC	1 (0.34)	0 (0)
97	BJP	213 (78.31)	INC	53 (19.49)	160 (58.82)	BGANP	3 (1.1)	3 (1.1)
98	BJP	308 (70.48)	INC	119 (27.23)	189 (43.25)	LDP	3 (0.69)	7 (1.6)
99	BJP	304 (83.29)	INC	56 (15.34)	248 (67.95)	BGANP	1 (0.27)	4 (1.1)
100	BJP	443 (77.86)	INC	110 (19.33)	333 (58.53)	BGANP	3 (0.53)	13 (2.28)
101	BJP	356 (74.48)	INC	112 (23.43)	244 (51.05)	LDP	2 (0.42)	8 (1.67)
102	BJP	436 (69.76)	INC	167 (26.72)	269 (43.04)	BGANP	3 (0.48)	19 (3.04)
103	BJP	457 (77.72)	INC	120 (20.41)	337 (57.31)	IND (RS)	2 (0.34)	9 (1.53)
104	BJP	401 (54.41)	INC	322 (43.69)	79 (10.72)	RPI(A)	4 (0.54)	10 (1.36)
105	BJP	528 (79.16)	INC	124 (18.59)	404 (60.57)	IND (BS)	2 (0.3)	13 (1.95)

Contd....

DISCLAIMER

The Terms of Use and Disclaimer of Datanet India Private Limited (hereinafter referred to as "Datanet") for use of this analysis report of **Gauhati East Assembly Constituency (Gauhati East Vidhan Sabha)** :-

1. **Assembly Factbook™** is a Registered Trade Mark owned by Datanet.
2. All the maps are sketched and graphical representation only and have not been drawn to the scale and also not to represent the actual geographical area or boundary of the unit.
3. The data for the aforesaid analysis is based on authentic sources and has been culled from the various publications of Census, CSO and NSSO for district and block level data, various central and state government departments, Central & State Elections Commissions and the concerned Returning Officers' releases, Electoral Rolls, Election results and allied publications, internal assessment, surveys, estimates and analysis. Therefore, certain adjustment of data at micro level may have been done to arrive closer to the macro data.
4. Data have been provided on an "As Is" and "As AVAILABLE" basis
5. The colours shown in the maps or diagram and charts of a particular party, alliance or AC are indicative and do not represent them.
6. This publication which includes maps, sheets, graphs and data would be the property under copyright of Datanet only. The user may use these for its internal study, analysis and research purposes. It's public display, re-selling or any commercial uses by the user are not allowed.
7. Datanet has taken due care and caution in compilation and processing of data and allied information, but does not guarantee the accuracy, adequacy or completeness of any information/analysis and will be not responsible for any errors or omissions or for the results obtained from the use of such information/analysis.
8. All the contents for the publication have been culled from various authentic sources and Datanet reasonably believes such sources to be reliable, but does not make any representations, express or implied as to the accuracy or fitness of use of such information. The information or contents of the information/analysis do not constitute advice and should not be relied upon in making (or refraining from making) any decision. Any reliance placed upon the information provided by Datanet is the sole responsibility and strictly at the user's risk.
9. In no event will Datanet be liable for any damages (including, without limitation, damages for loss of business projects, or loss of profits) arising in contract, tort or otherwise from the use of or inability to use any of its contents, or from any action taken (or refrained from being taken) as a result of using the analysis or any of its contents. Datanet its directors, owners, editors, officials, employees, distributor and agents or any associate will not be liable for any errors in the information contained or any consequences arising from the use of the contents of the provided information/analysis.
10. If any provision of these terms and conditions is held invalid or illegal or unenforceable for any reason by any court of competent jurisdiction, such provision shall be severed and the remainder of provisions of the terms and conditions shall continue in full force and effect as if the Term of Use had been executed with the invalid, illegal or unenforceable provision eliminated.
11. If there are any discrepancies in the information provided, please bring it to attention of Datanet for suitable rectification measures.

**Buy Online This Complete Book At
Datanet India eBooks Store**

www.indiastatpublications.com

or go directly at

[http://www.indiastatpublications.com/
Assembly_factbook/Assam/Gauhati/ Gauhati_East](http://www.indiastatpublications.com/Assembly_factbook/Assam/Gauhati/Gauhati_East)

 **indiastat**elections

