



Andhra Pradesh

Assembly Factbook™

Vijayawada West Assembly Constituency

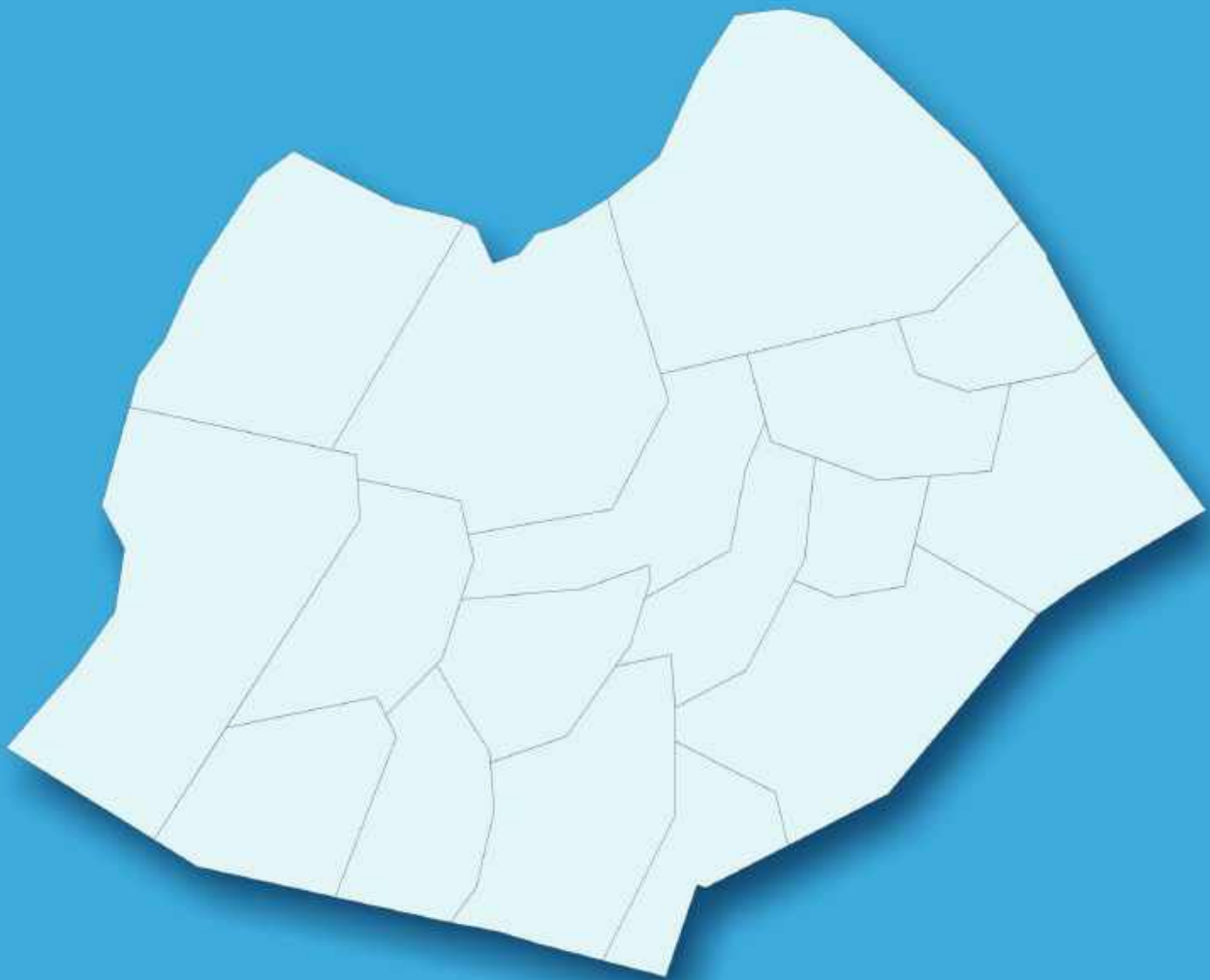


Key Electoral Data of Vijayawada West
Assembly Constituency (Vidhan Sabha)

Andhra Pradesh

Assembly FactbookTM

Vijayawada West Assembly Constituency



Vijayawada West Vidhan Sabha

Editor & Director

Dr. R.K. Thukral

Research Editor

Dr. Shafeeq Rahman

Compiled, Researched and Published by Datanet India Pvt. Ltd.

D-100, 1st Floor,

Okhla Industrial Area, Phase-I,

New Delhi- 110020.

Ph.: 91-11- 43580781-84

Email : support@indiastatpublications.com

Website : www.indiastatelections.com

Online Book Store :

www.indiastatpublications.com

Report No. : AFB/AP-079-0125

ISBN : 978-93-6219-096-3

First Edition : January, 2018

Eighth Updated Edition : January, 2025

Price : Rs.11500/-

US\$ 310

© Datanet India Pvt. Ltd.

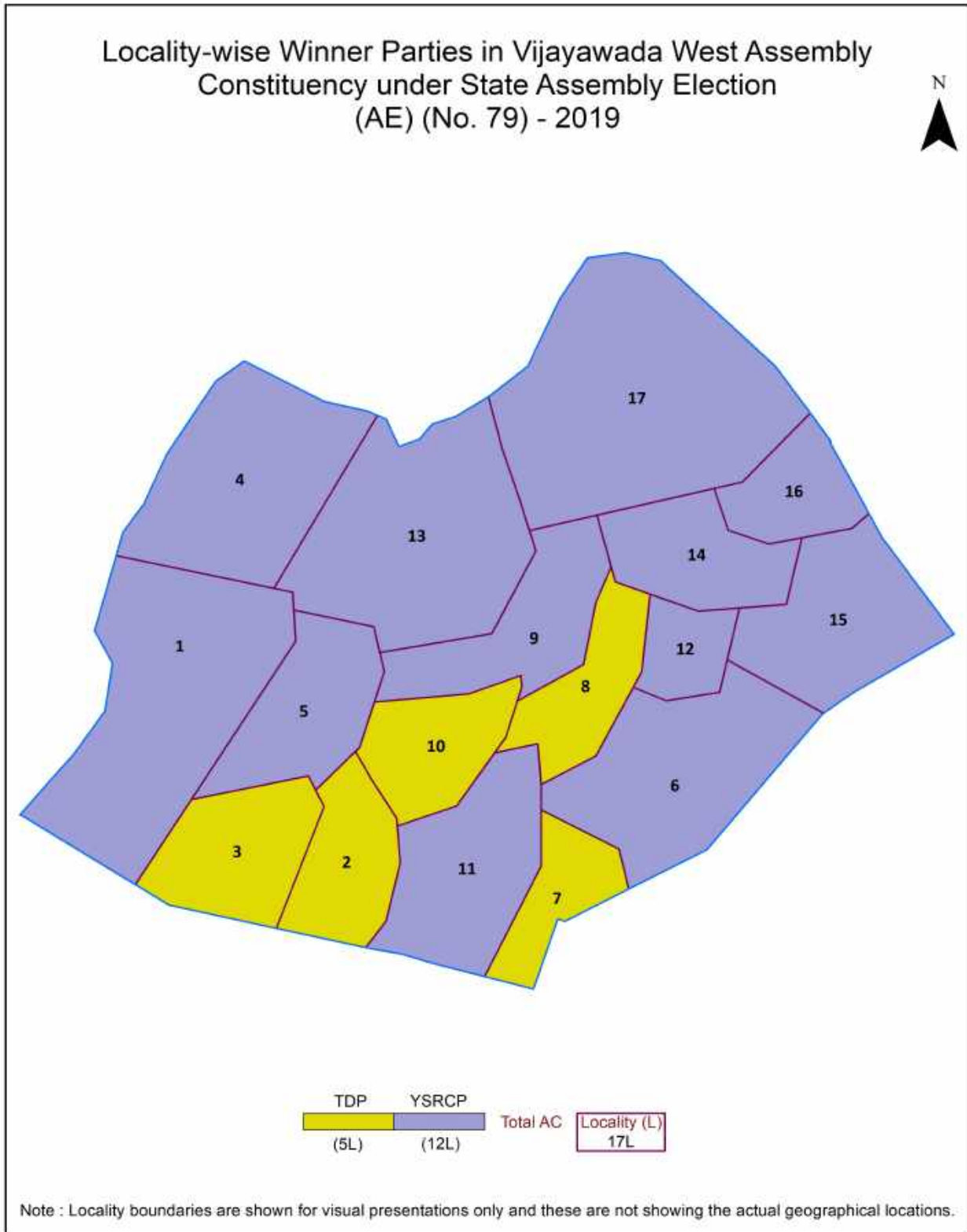
All rights reserved. No part of this book may be reproduced, stored in a retrieval system or transmitted in any form or by any means, mechanical photocopying, photographing, scanning, recording or otherwise without the prior written permission of the publisher. Please refer to Disclaimer at page no. 191 for the use of this publication.

Printed in India

Contents

No.	Particulars	Page No.
	Introduction	
1	Assembly Constituency - (Vidhan Sabha) at a Glance Features of Assembly as per Delimitation Commission of India (2008)	1-2
	Location and Political Maps	
2	Location Map Boundaries of Assembly Constituency - (Vidhan Sabha) in District Boundaries of Assembly Constituency under Parliamentary Constituency - (Lok Sabha) Locality-wise Winner Parties- 2024-PE, 2024-AE, 2019-PE, 2019-AE, 2014-PE, 2014-AE, 2009-PE and 2009-AE	3-11
	Administrative Setup (2011)	
3	District Sub-district Towns Villages Inhabited Villages Uninhabited Villages Village Panchayat Intermediate Panchayat	12
	Demographics (2011)	
4	Population Households Rural/Urban Population Sex Ratio (Total & 0-6 Years) Religious Population Social Population Literacy Rate	13
	Electoral Features	
5	Important Dates of Last Elections Held Electors by Gender Service Electors Voters Voters Turnout Polling Stations & Average Number of Electors per Polling Station Electors by Age Group Present Elected Representatives	14-19
	Historical Summary Election Results	
6	Vote Share of Major Parties Winning Margin (Number & Percentage) Polarity of Parties Summary Result of Assembly Segment of Parliamentary Elections 2024, 2019, 2014, 2009, 2004 and 1999 Summary Result of Assembly Elections 2024, 2019, 2014, 2009, 2004, 1999, 1994, 1989, 1985, 1983, 1978, 1972 and 1967	20-40
	Polling Station Level Election Results	
7	Name and Number of Polling Station 2024-PE, 2024-AE, 2019-PE, 2019-AE, 2014-PE, 2014-AE, 2009-PE and 2009-AE Polling Station-wise Electoral, Voter & Voter Turnout 2024-PE, 2024-AE, 2019-PE, 2019-AE, 2014-PE, 2014-AE, 2009-PE and 2009-AE Polling Station wise Elections Results 2024-PE, 2024-AE, 2019-PE, 2019-AE, 2014-PE, 2014-AE, 2009-PE and 2009-AE	41-184
	Share of Assembly Constituency	
8	Share of Assembly Constituency - (Vidhan Sabha) in State, District and Parliamentary Constituency - (Lok Sabha)	185
9	Abbreviation & Sources	188-189
10	Disclaimer	191

Location & Political Map

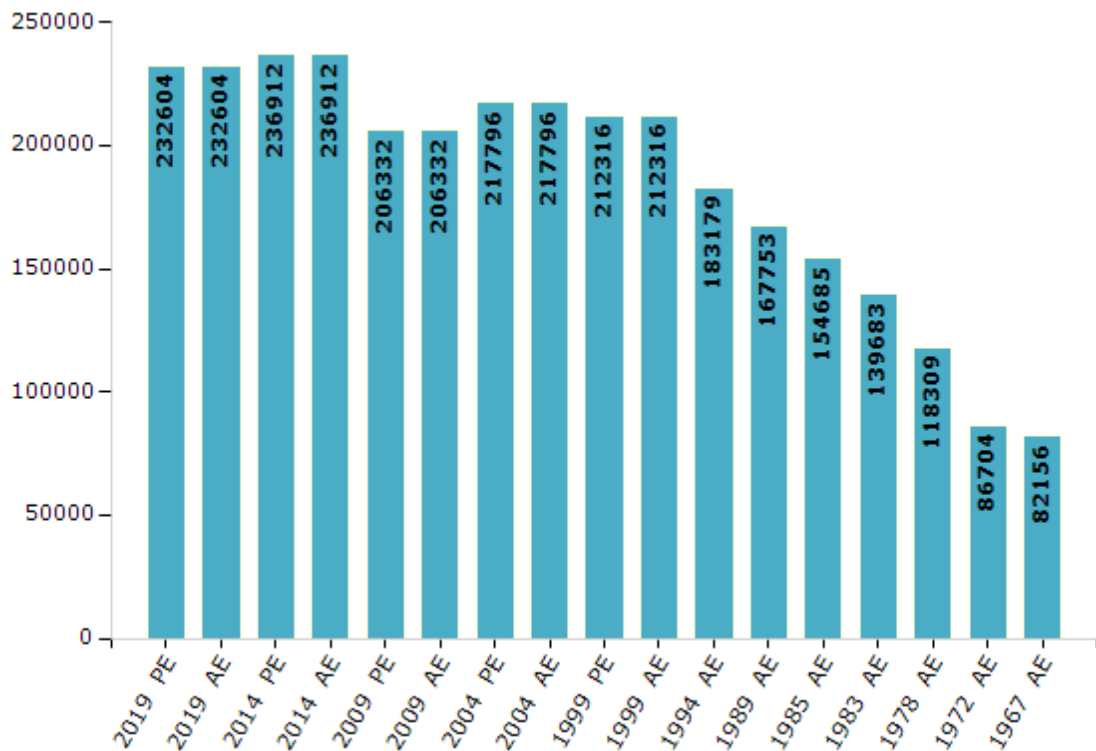


Electoral Features

Electors by Male & Female

Year	Male	Female	Others	Total	Year	Male	Female	Others	Total
2019 PE	115750	116823	31	232604	1994 AE	92834	90345	-	183179
2019 AE	115750	116823	31	232604	1989 AE	84682	83071	-	167753
2014 PE	120016	116854	42	236912	1985 AE	77177	77508	-	154685
2014 AE	120016	116854	42	236912	1983 AE	71170	68513	-	139683
2009 PE	103060	103272	-	206332	1978 AE	59800	58509	-	118309
2009 AE	103060	103272	-	206332	1972 AE	44403	42301	-	86704
2004 PE	110612	107184	-	217796	1967 AE	-	-	-	82156
2004 AE	110612	107184	-	217796	1962 AE	-	-	-	-
1999 PE	107363	104953	-	212316	1957 AE	-	-	-	-
1999 AE	107363	104953	-	212316	1955 AE	-	-	-	-

Number of Electors



Note : AE : Assembly Election, PE : Assembly Segment of Parliamentary Election

Historical Summary Election Results

Summary Result of Assembly Election - 2014

Candidate Name	Party	Votes	Votes %
Jaleel Khan	YSRCP	63180	40.89
Velampalli Srinivasa Rao	BJP	60072	38.88
Koraganji Durgamba	CPI	12364	8
Akula Srinivas Kumar	INC	7560	4.89
Gudela Siva Prasad	LSP	3007	1.95
Chunchu Malyadri	IND	952	0.62
Nandeti Prabhakara Rao	BSP	919	0.59
Pothina Venkata Rama Rao	AAP	918	0.59
Sarepalli Sarath Babu	JaSPa	912	0.59
Kandi Gangadhara Rao	NCP	568	0.37
Gunda Venkateswara Rao	ICSP	440	0.28
Rayapudi Hari Prasad	IND	361	0.23
Chakka Hema Kumar	IND	296	0.19
Jagupalli Anu Kumari	IND	283	0.18
Syed Dawood	AIMIM	283	0.18
Chalumuri Prabhakara Rao	IND	245	0.16
Nagendra Deva Sahayam	AIFB	217	0.14
Vutukuri Venkata Ananda Suseela	PPOI	201	0.13
Bolisetty Haribabu	IND	175	0.11
Shameela Khatoon Pathan	IND	142	0.09
Imran Khan	IND	86	0.06
Ankem Murali Krishna	IND	62	0.04
	NOTA	1252	0.81

Polling Station Level Election Results

Number and Name of Polling Stations (PS) (2019 AE)

Number of Polling Stations	Name of Polling Stations	Number of Polling Stations	Name of Polling Stations
1	Askrmc.Ele. School, Main Building, North Side 1st Room Bhavanipuram	22	Sir Arther Cotton High School, Crambay Road, Room No:7 Asbestos Cement Shed, West Block (South Side) Bhavanipuram
2	A S K R M C Ele. School Main Building North Side 2nd Room Bhavanipuram	23	Sir Arther Cotton High School, Crambay Road, Room No:6 Asbestos Cement Shed, South Block (West Side) Bhavani Puram
3	Askvmc.Ele. School, Main Building, South Room Bhavanipuram	24	Sir Arther Cotton High School, Crambay Road, Room No:5 Asbestos Cement Shed, South Block (North Side) Bhavani Puram
4	Rushi Vidya Sadan, G F Room 7 Bhavanipuram	25	Sir Arther Cotton High School, Crambay Road, Room No. 8, Asbestos Cement Shed, West Block (North Side) Bhavanipuram
5	Rushi Vidya Sadan G F Room-8 Bhavanipuram	26	Sir Arther Cotton High School, Crambay Road, Room No:9 Asbestos Shed, North Block (West Side) Bhavanipuram
6	Rushi Vidya Sadan G F Room 4 Bhavanipuram	27	Sir Arther Cotton High School, Crambay Road, Room No:1, Asbestos Shed, South Block, (East Side) Bhavanipuram
7	Rushi Vidya Sadan G F Room-5 Bhavanipuram	28	Sir Arther Cotton High School, Crambay Road, Room No. 2, Asbestos Shed, South Block (East Side) Bhavani Puram
8	Govt. S.W.G.Hostel, Main Building, North Room Bhavanipuram	29	Hajarath Syed Galib Shaheb Darga Managing Committee Shed, Bhavani Puram, North Side Room in Asbestos Shed Bhavanipuram
9	Govt. S.W.G.Hostel Main Build. Room No. 4 Bhavanipuram	30	Hajarath Syed Galib Shahed Darga Managing Committee Shed, Bhavanipuram, South Side Room in Asbestos Shed Bhavani Puram
10	Govt. S.W.G.Hostel Main Building, South Room Bhavanipuram	31	Netaji High. School, E.M. 1st Class. B-Sec.Room, G.F Bhavanipuram
11	Govt. S.W.G.Hostel Main Build.Store.Room Bhavanipuram	32	Netaji High School, Em, Ukg A-Sec, Gf Bhavani Puram
12	Community Hall Joji Nagar (Manasika Vikasa Kendram) Main Building Western Side Part Bhavanipuram	33	O.D.A.Community Hall, (Mukyamantri Health Centre) Rangoon Saheb Street, Western Part. Bhavanipuram
13	Community Hall, Joji Nagar (Manasika Vikasa Kendram) Southern Side West Room Bhavanipuram	34	S.M.A.Khuddus Municipal Corporation Urdu High School, Ground Floor, 8th Class Room Bhavanipuram
14	Community Hall, Joji Nagar (Manasika Vikasa Kendram) Southern Side Shed, Eastern Side Room Bhavanipuram	35	Sma Khuddus Municipal Corporation Urdu High School, Ground Floor, Room No. 3 From East Side Bhavanipuram
15	Sri Kanamarlapudi Subba Rao Municipal Corporation Elementary School (Akula Rajeswara Rao Mill Road, Bhavanipuram), Room No. 1, East Part	36	Sma Khuddus Mpl. Corporation Urdu High School, Ground Floor, Room No. 4 From East Side Bhavani Puram
16	Sri Kanamarlapudi Subba Rao Municipal Corporation Elementary School Room No. 1, West Part Bhavani Puram	37	Sma. Khuddus Mpl.Corpn. Urdu Elementary School, Ground Floor, Room No:1, West Side Bhavanipuram
17	Sri Kanamarlapudi Subba Rao Municipal Corporation Elementary School Room No. 2, Southern Part Bhavanipuram	38	Sma. Khuddus Mpl.Corpn. Urdu Elementary School, Ground Floor, Room No:2, East Side Vidyadhara Puram
18	Sri Kanamarlapudi Subba Rao Municipal Corporation Elementary School Room No. 2, Northern Part Bhavani Puram	39	Csi Primary School, Ground Floor Hall, Western Part Bhavani Puram
19	Sir Arther Cotton High School, Crambay Road, Asbestos Cement Shed North Block, Room No: 11. Bhavanipuram	40	Csi Primary School, Ground Floor Hall, Eastern Part Bhavani Puram
20	Sir Arther Cotton High School, Crambay Road, North Block Asbestos Cement Shed (Room No. 12) Bhavanipuram	41	Dalavayi Subbramaiah Municipal Corporation High School, Officeroom Vidyadharapuram
21	Sir Arther Cotton High School, Crambay Road, North Block Asbestos Cement Shed (Room No. 13) Bbhavani Puram	42	D.Subbramaiah Municipal Corporation High School, North Side, 3rd Room Vidyadharapuram

Contd....

Polling Station Level Election Results

Polling Station-wise Votes Secured by Overall Top Five Parties in Vijayawada West Assembly in Assembly Election (AE) under Vijayawada Parliamentary Constituency in Andhra Pradesh (2019)

Number of Polling Station	Winner - Velaam Palli Srinivasa Rao (YSRCP)	Runner-up - Shabana Musarat Khatoon (TDP)	3rd - Pothina Venkata Mahesh (JnP)	4th - Koraada Vijaya Kumar (IND)	5th - Piyush P.Desai (BJP)	NOTA	Other	Total Votes Secured
36	291	198	68	24	10	6	13	610
37	409	286	82	41	3	1	11	833
38	230	169	83	13	5	3	6	509
39	265	110	23	22	1	1	7	429
40	344	156	43	46	3	0	11	603
41	163	158	143	144	46	7	18	679
42	160	134	69	43	5	2	9	422
43	141	159	80	104	23	5	10	522
44	290	234	123	68	30	1	23	769
45	451	327	98	85	13	4	44	1022
46	311	366	71	50	11	2	18	829
47	220	303	115	39	14	3	15	709
48	283	288	94	88	5	9	30	797
49	288	471	114	33	38	7	18	969
50	167	257	68	25	21	3	9	550
51	224	310	123	35	21	1	11	725
52	154	196	46	22	6	4	7	435
53	406	330	84	24	10	6	21	881
54	166	139	52	19	2	4	11	393
55	196	300	109	62	13	4	19	703
56	233	176	64	31	12	4	14	534
57	305	428	119	35	54	3	25	969
58	168	331	77	20	30	5	13	644
59	187	276	74	23	23	4	17	604
60	378	302	126	54	13	0	26	899
61	209	246	65	17	28	4	12	581
62	301	227	107	25	7	2	17	686
63	161	313	97	47	7	8	30	663
64	261	206	44	54	5	2	24	596
65	183	152	95	22	6	2	8	468
66	277	264	185	59	7	1	20	813
67	194	235	117	69	9	1	20	645
68	191	198	86	29	8	3	21	536
69	288	410	205	41	19	0	26	989
70	221	213	103	38	8	5	5	593

Contd....

Polling Station Level Election Results

Winner, Runner-up and 3rd Party Position & Winning Margin According to Polling Stations in Vijayawada West Assembly in Assembly Election (AE) under Vijayawada Parliamentary Constituency in Andhra Pradesh (2019)

Polling Station Number	Winner Party	Winner Votes (%)	Runner-up Party	Runner-up Votes (%)	Winning Margin Votes (%)	Third Party	Third Party Votes (%)	Other Votes (%)
75	YSRCP	145 (32.73)	JnP	127 (28.67)	18 (4.06)	TDP	99 (22.35)	72 (16.25)
76	YSRCP	251 (36.8)	TDP	204 (29.91)	47 (6.89)	JnP	123 (18.04)	104 (15.25)
77	YSRCP	154 (33.62)	TDP	127 (27.73)	27 (5.89)	JnP	116 (25.33)	61 (13.32)
78	YSRCP	336 (40.53)	TDP	271 (32.69)	65 (7.84)	JnP	135 (16.28)	87 (10.49)
79	TDP	112 (33.23)	YSRCP	104 (30.86)	8 (2.37)	JnP	73 (21.66)	48 (14.24)
80	YSRCP	194 (33.39)	TDP	189 (32.53)	5 (0.86)	JnP	139 (23.92)	59 (10.15)
81	TDP	363 (35.41)	YSRCP	318 (31.02)	45 (4.39)	JnP	229 (22.34)	115 (11.22)
82	TDP	212 (37.32)	YSRCP	181 (31.87)	31 (5.45)	JnP	104 (18.31)	71 (12.5)
83	YSRCP	174 (29.29)	TDP	173 (29.12)	1 (0.17)	JnP	152 (25.59)	95 (15.99)
84	TDP	206 (34.74)	JnP	132 (22.26)	74 (12.48)	YSRCP	124 (20.91)	131 (22.09)
85	YSRCP	242 (34.87)	TDP	170 (24.5)	72 (10.37)	JnP	153 (22.05)	129 (18.59)
86	YSRCP	287 (39.1)	TDP	189 (25.75)	98 (13.35)	JnP	135 (18.39)	123 (16.76)
87	YSRCP	174 (48.74)	TDP	90 (25.21)	84 (23.53)	JnP	48 (13.45)	45 (12.61)
88	YSRCP	313 (34.78)	TDP	303 (33.67)	10 (1.11)	JnP	191 (21.22)	93 (10.33)
89	TDP	280 (38.3)	YSRCP	197 (26.95)	83 (11.35)	JnP	150 (20.52)	104 (14.23)
90	TDP	220 (31.79)	YSRCP	210 (30.35)	10 (1.44)	JnP	139 (20.09)	123 (17.77)
91	TDP	175 (37.39)	YSRCP	127 (27.14)	48 (10.25)	JnP	73 (15.6)	93 (19.87)
92	TDP	187 (38.01)	YSRCP	133 (27.03)	54 (10.98)	JnP	96 (19.51)	76 (15.45)
93	YSRCP	298 (45.92)	TDP	198 (30.51)	100 (15.41)	IND (KVK)	65 (10.02)	88 (13.56)
94	TDP	182 (40.72)	YSRCP	136 (30.43)	46 (10.29)	JnP	59 (13.2)	70 (15.66)
95	YSRCP	296 (39.84)	TDP	267 (35.94)	29 (3.9)	JnP	101 (13.59)	79 (10.63)
96	TDP	337 (30.64)	YSRCP	334 (30.36)	3 (0.28)	JnP	199 (18.09)	230 (20.91)
97	YSRCP	211 (48.28)	TDP	129 (29.52)	82 (18.76)	JnP	47 (10.76)	50 (11.44)
98	YSRCP	332 (47.77)	TDP	189 (27.19)	143 (20.58)	JnP	90 (12.95)	84 (12.09)
99	YSRCP	253 (35.48)	TDP	227 (31.84)	26 (3.64)	JnP	123 (17.25)	110 (15.43)
100	JnP	285 (31.15)	YSRCP	261 (28.52)	24 (2.63)	TDP	249 (27.21)	120 (13.11)
101	JnP	241 (30.05)	TDP	214 (26.68)	27 (3.37)	YSRCP	187 (23.32)	160 (19.95)
102	TDP	143 (30.56)	YSRCP	137 (29.27)	6 (1.29)	JnP	112 (23.93)	76 (16.24)
103	JnP	197 (34.32)	TDP	166 (28.92)	31 (5.4)	YSRCP	128 (22.3)	83 (14.46)
104	TDP	307 (36.59)	JnP	239 (28.49)	68 (8.1)	YSRCP	209 (24.91)	84 (10.01)
105	TDP	279 (45.96)	YSRCP	140 (23.06)	139 (22.9)	JnP	139 (22.9)	49 (8.07)
106	YSRCP	662 (65.61)	TDP	157 (15.56)	505 (50.05)	IND (KVK)	69 (6.84)	121 (11.99)
107	YSRCP	505 (55.49)	TDP	154 (16.92)	351 (38.57)	JnP	113 (12.42)	138 (15.16)
108	YSRCP	264 (31.85)	TDP	211 (25.45)	53 (6.4)	JnP	183 (22.07)	171 (20.63)
109	YSRCP	321 (41.85)	TDP	201 (26.21)	120 (15.64)	JnP	128 (16.69)	117 (15.25)
110	YSRCP	334 (50)	IND (KVK)	118 (17.66)	216 (32.34)	TDP	109 (16.32)	107 (16.02)
111	TDP	324 (35.64)	YSRCP	297 (32.67)	27 (2.97)	JnP	185 (20.35)	103 (11.33)

Contd....

DISCLAIMER

The Terms of Use and Disclaimer of Datanet India Private Limited (hereinafter referred to as "Datanet") for use of this analysis report of **Vijayawada West Assembly Constituency (Vijayawada West Vidhan Sabha)** :-

1. **Assembly Factbook™** is a Registered Trade Mark owned by Datanet.
2. All the maps are sketched and graphical representation only and have not been drawn to the scale and also not to represent the actual geographical area or boundary of the unit.
3. The data for the aforesaid analysis is based on authentic sources and has been culled from the various publications of Census, CSO and NSSO for district and block level data, various central and state government departments, Central & State Elections Commissions and the concerned Returning Officers' releases, Electoral Rolls, Election results and allied publications, internal assessment, surveys, estimates and analysis. Therefore, certain adjustment of data at micro level may have been done to arrive closer to the macro data.
4. Data have been provided on an "As Is" and "As AVAILABLE" basis
5. The colours shown in the maps or diagram and charts of a particular party, alliance or AC are indicative and do not represent them.
6. This publication which includes maps, sheets, graphs and data would be the property under copyright of Datanet only. The user may use these for its internal study, analysis and research purposes. It's public display, re-selling or any commercial uses by the user are not allowed.
7. Datanet has taken due care and caution in compilation and processing of data and allied information, but does not guarantee the accuracy, adequacy or completeness of any information/analysis and will be not responsible for any errors or omissions or for the results obtained from the use of such information/analysis.
8. All the contents for the publication have been culled from various authentic sources and Datanet reasonably believes such sources to be reliable, but does not make any representations, express or implied as to the accuracy or fitness of use of such information. The information or contents of the information/analysis do not constitute advice and should not be relied upon in making (or refraining from making) any decision. Any reliance placed upon the information provided by Datanet is the sole responsibility and strictly at the user's risk.
9. In no event will Datanet be liable for any damages (including, without limitation, damages for loss of business projects, or loss of profits) arising in contract, tort or otherwise from the use of or inability to use any of its contents, or from any action taken (or refrained from being taken) as a result of using the analysis or any of its contents. Datanet its directors, owners, editors, officials, employees, distributor and agents or any associate will not be liable for any errors in the information contained or any consequences arising from the use of the contents of the provided information/analysis.
10. If any provision of these terms and conditions is held invalid or illegal or unenforceable for any reason by any court of competent jurisdiction, such provision shall be severed and the remainder of provisions of the terms and conditions shall continue in full force and effect as if the Term of Use had been executed with the invalid, illegal or unenforceable provision eliminated.
11. If there are any discrepancies in the information provided, please bring it to attention of Datanet for suitable rectification measures.

Buy Online This Complete Book At
Datanet India eBooks Store

www.indiastatpublications.com.

or go directly at

[http://www.indiastatpublications.com/
Assembly_factbook/Andhra_Pradesh/Vijayawada/
Vijayawada_West](http://www.indiastatpublications.com/Assembly_factbook/Andhra_Pradesh/Vijayawada/Vijayawada_West)

 **indiastat**elections

ISBN : 978-93-6219-096-3



9 789362 190963