



Andhra Pradesh

Assembly Factbook™

Nellore City Assembly Constituency



Key Electoral Data of Nellore City
Assembly Constituency (Vidhan Sabha)

Andhra Pradesh

Assembly Factbook™

Nellore City Assembly Constituency



Nellore City Vidhan Sabha

Editor & Director

Dr. R.K. Thukral

Research Editor

Dr. Shafeeq Rahman

Compiled, Researched and Published by Datanet India Pvt. Ltd.

D-100, 1st Floor,

Okhla Industrial Area, Phase-I,
New Delhi- 110020.

Ph.: 91-11- 43580781-84

Email : support@indiastatpublications.com

Website : www.indiastatelections.com

Online Book Store :

www.indiastatpublications.com

Report No. : AFB/AP-117-0123

ISBN : 978-93-87415-73-7

First Edition : January, 2018

Sixth Updated Edition : January, 2023

Price : Rs. 11500/-

US\$ 310

© Datanet India Pvt. Ltd.

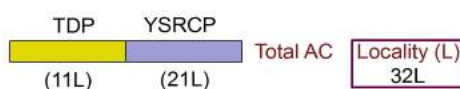
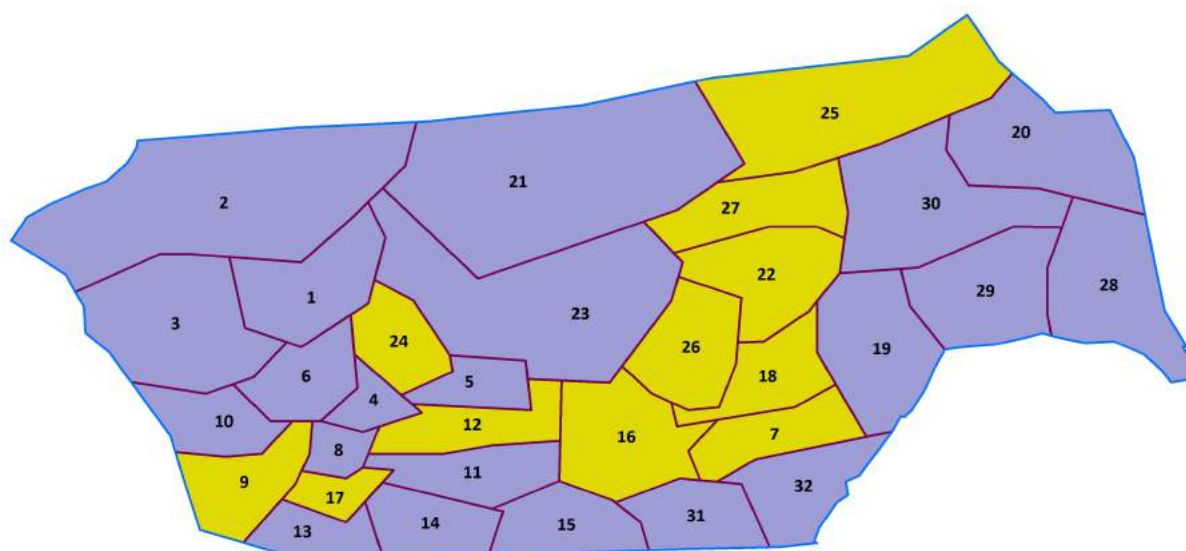
All rights reserved. No part of this book may be reproduced, stored in a retrieval system or transmitted in any form or by any means, mechanical photocopying, photographing, scanning, recording or otherwise without the prior written permission of the publisher. Please refer to Disclaimer at page no. 178 for the use of this publication.

Printed in India

| No. | Particulars | Page No. |
|-----|---|----------|
| | Introduction | |
| 1 | Assembly Constituency - (Vidhan Sabha) at a Glance Features of Assembly as per Delimitation Commission of India (2008) | 1-2 |
| | Location and Political Maps | |
| 2 | Location Map Boundaries of Assembly Constituency - (Vidhan Sabha) in District Boundaries of Assembly Constituency under Parliamentary Constituency - (Lok Sabha) Locality-wise Winner Parties- 2019-PE, 2019-AE, 2014-PE, 2014-AE, 2009-PE and 2009-AE | 3-11 |
| | Administrative Setup (2011) | |
| 3 | District Sub-district Towns Villages Inhabited Villages Uninhabited Villages Village Panchayat Intermediate Panchayat | 12 |
| | Demographics (2011) | |
| 4 | Population Households Rural/Urban Population Sex Ratio (Total & 0-6 Years) Religious Population Social Population Literacy Rate | 13 |
| | Electoral Features | |
| 5 | Important Dates of Last Elections Held Electors by Gender Service Electors Voters Voters Turnout Polling Stations & Average Number of Electors per Polling Station Electors by Age Group Present Elected Representatives | 14-19 |
| | Historical Summary Election Results | |
| 6 | Vote Share of Major Parties Winning Margin (Number & Percentage) Polarity of Parties Summary Result of Assembly Segment of Parliamentary Elections 2019, 2014 and 2009 Summary Result of Assembly Elections 2019, 2014 and 2009 | 20-29 |
| | Polling Station Level Election Results | |
| 7 | Name and Number of Polling Station 2019-PE, 2019-AE, 2014-PE, 2014-AE, 2009-PE and 2009-AE Polling Station-wise Electoral, Voter & Voter Turnout 2019-PE, 2019-AE, 2014-PE, 2014-AE, 2009-PE and 2009-AE Polling Station wise Elections Results 2019-PE, 2019-AE, 2014-PE, 2014-AE, 2009-PE and 2009-AE | 30-171 |
| | Share of Assembly Constituency | |
| 8 | Share of Assembly Constituency - (Vidhan Sabha) in State, District and Parliamentary Constituency - (Lok Sabha) | 172 |
| 9 | Abbreviation & Sources | 175-176 |
| 10 | Disclaimer | 178 |

Location & Political Map

Locality-wise Winner Parties in Nellore City Assembly Constituency
under State Assembly Election (AE) (No. 117)
2014



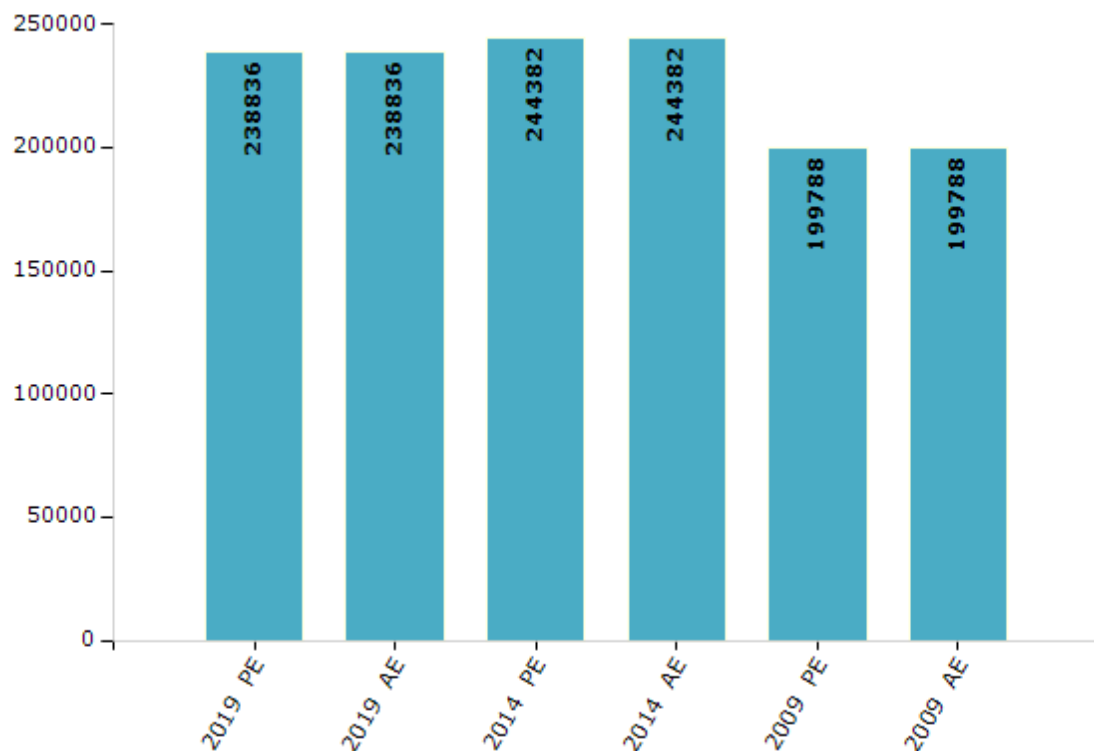
Note : Locality boundaries are shown for visual presentations only and these are not showing the actual geographical locations.

Electoral Features

Electors by Male & Female

| Year | Male | Female | Others | Total | Year | Male | Female | Others | Total |
|---------|--------|--------|--------|--------|---------|------|--------|--------|-------|
| 2019 PE | 116810 | 121947 | 79 | 238836 | 1994 AE | - | - | - | - |
| 2019 AE | 116810 | 121947 | 79 | 238836 | 1989 AE | - | - | - | - |
| 2014 PE | 123904 | 120397 | 81 | 244382 | 1985 AE | - | - | - | - |
| 2014 AE | 123904 | 120397 | 81 | 244382 | 1983 AE | - | - | - | - |
| 2009 PE | 99709 | 100079 | - | 199788 | 1978 AE | - | - | - | - |
| 2009 AE | 99709 | 100079 | - | 199788 | 1972 AE | - | - | - | - |
| 2004 PE | - | - | - | - | 1967 AE | - | - | - | - |
| 2004 AE | - | - | - | - | 1962 AE | - | - | - | - |
| 1999 PE | - | - | - | - | 1957 AE | - | - | - | - |
| 1999 AE | - | - | - | - | 1955 AE | - | - | - | - |

Number of Electors



Note : AE : Assembly Election, PE : Assembly Segment of Parliamentary Election

Historical Summary Election Results

Summary Result of Assembly Election - 2014

| Candidate Name | Party | Votes | Votes % |
|--------------------------|-------|-------|---------|
| Anil Kumar Poluboina | YSRCP | 74372 | 53.01 |
| M.Sridhara Krishna Reddy | TDP | 55285 | 39.4 |
| Anam Chenchu Subba Reddy | INC | 3971 | 2.83 |
| Anam Jaya Kumar Reddy | JaSPa | 1607 | 1.15 |
| Syed Nizamuddin | AAP | 1105 | 0.79 |
| D.Rama Naidu Vinjam | LSP | 1070 | 0.76 |
| Shaik Abdul Rahman | SDPI | 503 | 0.36 |
| Rasapaneni Alekhya | IND | 394 | 0.28 |
| Addepalli Geetha | PPOI | 290 | 0.21 |
| Shaik Sirajuddin | BSP | 258 | 0.18 |
| Mohammad Ziaul Haq | IND | 197 | 0.14 |
| Sk.Mahammad Alli | IND | 131 | 0.09 |
| Venugopal Manchu | MaSP | 100 | 0.07 |
| Koppolu Kiran Kumar | IND | 81 | 0.06 |
| Niranjan Mangisetty | IND | 73 | 0.05 |
| Leburu Suresh | IND | 72 | 0.05 |
| Kalluri Rajasekhar Reddy | IND | 60 | 0.04 |
| Arava Kiran Kumar | IND | 53 | 0.04 |
| Ketha Subba Rao | IND | 47 | 0.03 |
| | NOTA | 641 | 0.46 |

Polling Station Level Election Results

Number and Name of Polling Stations (PS) (2019 AE)

| Number of Polling Stations | Name of Polling Stations | Number of Polling Stations | Name of Polling Stations |
|----------------------------|--|----------------------------|---|
| 1 | Industrial Training Institute Kovuru Road (Welder Class Room) | 22 | Municipal Corporation Primary School, (Urdu) Old Building Ranganayakulapet |
| 2 | Industrial Training Institute Kovuru Road (Diesel Mechanic Room) | 23 | St. Peters High School (8th A Section) Ranganayakulapet |
| 3 | Industrial Training Institute, Kovuru Road (Mechinst Class Room) | 24 | Municipal Corporation Primary School (4th Class Room) Isaka Donka Ranganayakulapet |
| 4 | Municipal Urdhu Primary School, Janardhanareddy Colony | 25 | Municipal Corporation Primary School (4th Class Room) Isaka Donka Ranganayakulapet |
| 5 | Gmm Aided School, Janardhanareddy Colony 2nd Class Room | 26 | Pillarisetty Manmadharao Municipal Corporation High School (School Complex Room), Ranganayakulapeta |
| 6 | Municipal Corporation Primary School Westren Room 1st Floor Venkateswara Puram | 27 | Pillarisetty Mannadharao Municipal Corporation High School (Staff Room), Ranganayakulapeta |
| 7 | Municipal Corporation Primary School, Westren Room 2nd Class Room, Venkateswara Puram | 28 | Municipal Corporation Primary School, (Store Room) Kapadipalem |
| 8 | M.P.P. School, Bhgathsingh Colony New 4th Class Room | 29 | Municipal Corporation Primary School (5th Class Room) Kapadipalem |
| 9 | M.P.P. School, Bhgathsingh Colony New 2nd Class Room | 30 | Municipal Corporation Primary School (2nd & 3rd Class Room) Kapadipalem |
| 10 | Gundla Mahalakshamma Memorial Aided Primary School Westren Half Part | 31 | St. Johns English Medium High School North Block 8th Class Room Subedarpet Nellore |
| 11 | Municipal Corporation High School South Block Eastren Room Venkateswara Puram | 32 | St.John'S E M High School, East Block, Subedar Pet |
| 12 | Municipal Corporation High School, South Block, Westren Room Venkateswara Puram | 33 | St. Johns English Medium School North Block Moral Class Room Subedarpet Nellore |
| 13 | Municipal Corporation High School 8th Class T M Venkateswara Puram | 34 | St Johns Engilsh Medium School South Block 2nd Class Room Subedarpet Nellore |
| 14 | Municipal Corporation High School, South-West Block, Eastren Room, Venkateswara Puram | 35 | St Joseph Girls High School (6th A Section Class) Subedarpet |
| 15 | Municipal Corporation High School Old Building South Block 10th Class T M Venkateswara Puram | 36 | St Joseph Girls High School (7th A Section Class) Subedarpet |
| 16 | Municipal Corporation High School, South-West Block, Westren Room, Venkateswara Puram | 37 | Municipal Corporation Primary School South Block Brahmana Veedi Santhapet |
| 17 | Municipal Corporation High School, Staff Room Venkateswarapuram | 38 | Municipal Corporation Primary School, 1st Class Room, Brahmana Veedi, Santha Peta |
| 18 | Municipal Corporation High School, Computers Room, Venkateswarapuram | 39 | Municipal Corporation Primary School North Block Brahman Veedi Santhapet |
| 19 | Municipal Corporation Primary School (Urdu) New Building Northen Room Ranganayakulapet | 40 | Municipal Corporation Primary School, 3rd Class Room New Building, Brahmana Veedi, Santha Peta |
| 20 | Municipal Corporation Primary School, (Urdu) New Building Southren Room Ranganayakulapet | 41 | Krishna Chaitanya High School, Brahmana Veedi, Santapeta, Ukg Room |
| 21 | Anganwadi Model Free School | 42 | Sri Tanguturu Prakasam Memorial Govt. Institute of Advance Studies in Education (Govt. Bed College), Med Department |

Contd....

Polling Station Level Election Results

Polling Station-wise Votes Secured by Overall Top Five Parties in Nellore City Assembly in Assembly Election (AE) under Nellore Parliamentary Constituency in Andhra Pradesh (2019)

| Number of Polling Station | Winner - Anil Kumar Poluboina (YSRCP) | Runner-up - Narayana Ponguru (TDP) | 3rd - Keathamreddy Vinod Reddy (JnP) | 4th - Kakaraparthi Jaganmohan Rao (BJP) | 5th - Shaik. Fayaz (INC) | NOTA | Other | Total Votes Secured |
|---------------------------|---------------------------------------|------------------------------------|--------------------------------------|---|--------------------------|------|-------|---------------------|
| 36 | 381 | 204 | 16 | 1 | 4 | 0 | 3 | 609 |
| 37 | 239 | 225 | 13 | 3 | 3 | 2 | 0 | 485 |
| 38 | 212 | 316 | 12 | 6 | 4 | 2 | 1 | 553 |
| 39 | 150 | 465 | 22 | 13 | 2 | 2 | 0 | 654 |
| 40 | 294 | 696 | 46 | 12 | 7 | 2 | 2 | 1059 |
| 41 | 472 | 614 | 33 | 10 | 8 | 9 | 12 | 1158 |
| 42 | 156 | 411 | 26 | 8 | 5 | 3 | 1 | 610 |
| 43 | 218 | 491 | 50 | 6 | 8 | 6 | 10 | 789 |
| 44 | 212 | 590 | 36 | 6 | 10 | 3 | 3 | 860 |
| 45 | 266 | 318 | 40 | 7 | 3 | 9 | 5 | 648 |
| 46 | 288 | 569 | 55 | 35 | 10 | 7 | 1 | 965 |
| 47 | 196 | 419 | 33 | 7 | 6 | 2 | 4 | 667 |
| 48 | 221 | 448 | 39 | 19 | 2 | 1 | 1 | 731 |
| 49 | 347 | 596 | 51 | 10 | 5 | 7 | 4 | 1020 |
| 50 | 192 | 350 | 38 | 21 | 1 | 6 | 4 | 612 |
| 51 | 381 | 292 | 22 | 6 | 6 | 7 | 3 | 717 |
| 52 | 222 | 237 | 9 | 4 | 8 | 0 | 1 | 481 |
| 53 | 306 | 293 | 14 | 8 | 5 | 10 | 4 | 640 |
| 54 | 426 | 396 | 13 | 5 | 7 | 7 | 5 | 859 |
| 55 | 117 | 255 | 16 | 4 | 6 | 0 | 0 | 398 |
| 56 | 309 | 494 | 33 | 17 | 12 | 2 | 6 | 873 |
| 57 | 225 | 592 | 36 | 9 | 7 | 3 | 1 | 873 |
| 58 | 376 | 606 | 40 | 13 | 6 | 0 | 1 | 1042 |
| 59 | 305 | 161 | 9 | 8 | 6 | 0 | 0 | 489 |
| 60 | 398 | 299 | 10 | 2 | 23 | 5 | 1 | 738 |
| 61 | 393 | 331 | 12 | 2 | 10 | 6 | 2 | 756 |
| 62 | 431 | 311 | 11 | 3 | 13 | 3 | 2 | 774 |
| 63 | 301 | 284 | 9 | 7 | 7 | 4 | 3 | 615 |
| 64 | 265 | 222 | 6 | 2 | 9 | 1 | 1 | 506 |
| 65 | 416 | 190 | 5 | 1 | 7 | 1 | 0 | 620 |
| 66 | 639 | 334 | 16 | 2 | 17 | 2 | 1 | 1011 |
| 67 | 347 | 293 | 12 | 3 | 7 | 3 | 2 | 667 |
| 68 | 206 | 167 | 5 | 0 | 5 | 1 | 0 | 384 |
| 69 | 526 | 456 | 42 | 1 | 13 | 5 | 2 | 1045 |
| 70 | 254 | 293 | 17 | 14 | 6 | 5 | 3 | 592 |

Contd....

Polling Station Level Election Results

Winner, Runner-up and 3rd Party Position & Winning Margin According to Polling Stations in Nellore City Assembly in Assembly Election (AE) under Nellore Parliamentary Constituency in Andhra Pradesh (2019)

| Polling Station Number | Winner Party | Winner Votes (%) | Runner-up Party | Runner-up Votes (%) | Winning Margin Votes (%) | Third Party | Third Party Votes (%) | Other Votes (%) |
|------------------------|--------------|------------------|-----------------|---------------------|--------------------------|-------------|-----------------------|-----------------|
| 75 | TDP | 264 (54.43) | YSRCP | 178 (36.7) | 86 (17.73) | BJP | 18 (3.71) | 25 (5.15) |
| 76 | YSRCP | 582 (55.27) | TDP | 385 (36.56) | 197 (18.71) | JnP | 61 (5.79) | 25 (2.37) |
| 77 | TDP | 409 (50.49) | YSRCP | 346 (42.72) | 63 (7.77) | JnP | 24 (2.96) | 31 (3.83) |
| 78 | YSRCP | 234 (50.21) | TDP | 198 (42.49) | 36 (7.72) | JnP | 22 (4.72) | 12 (2.58) |
| 79 | YSRCP | 518 (50.98) | TDP | 451 (44.39) | 67 (6.59) | JnP | 22 (2.17) | 25 (2.46) |
| 80 | YSRCP | 181 (46.06) | TDP | 167 (42.49) | 14 (3.57) | JnP | 28 (7.12) | 17 (4.33) |
| 81 | YSRCP | 256 (49.42) | TDP | 226 (43.63) | 30 (5.79) | JnP | 22 (4.25) | 14 (2.7) |
| 82 | YSRCP | 521 (48.29) | TDP | 483 (44.76) | 38 (3.53) | JnP | 48 (4.45) | 27 (2.5) |
| 83 | YSRCP | 429 (53.76) | TDP | 342 (42.86) | 87 (10.9) | JnP | 13 (1.63) | 14 (1.75) |
| 84 | YSRCP | 421 (56.13) | TDP | 300 (40) | 121 (16.13) | INC | 12 (1.6) | 17 (2.27) |
| 85 | YSRCP | 445 (63.3) | TDP | 221 (31.44) | 224 (31.86) | JnP | 22 (3.13) | 15 (2.13) |
| 86 | YSRCP | 364 (59.97) | TDP | 222 (36.57) | 142 (23.4) | JnP | 9 (1.48) | 12 (1.98) |
| 87 | YSRCP | 479 (56.96) | TDP | 315 (37.46) | 164 (19.5) | INC | 16 (1.9) | 31 (3.69) |
| 88 | YSRCP | 387 (59.91) | TDP | 223 (34.52) | 164 (25.39) | INC | 16 (2.48) | 20 (3.1) |
| 89 | YSRCP | 363 (61.73) | TDP | 204 (34.69) | 159 (27.04) | INC | 11 (1.87) | 10 (1.7) |
| 90 | YSRCP | 424 (58.48) | TDP | 269 (37.1) | 155 (21.38) | JnP | 11 (1.52) | 21 (2.9) |
| 90A | YSRCP | 384 (61.24) | TDP | 203 (32.38) | 181 (28.86) | JnP | 24 (3.83) | 16 (2.55) |
| 91 | TDP | 621 (58.64) | YSRCP | 358 (33.81) | 263 (24.83) | JnP | 49 (4.63) | 31 (2.93) |
| 92 | TDP | 623 (58.66) | YSRCP | 347 (32.67) | 276 (25.99) | JnP | 59 (5.56) | 33 (3.11) |
| 93 | YSRCP | 380 (51.14) | TDP | 309 (41.59) | 71 (9.55) | JnP | 30 (4.04) | 24 (3.23) |
| 94 | YSRCP | 432 (55.96) | TDP | 302 (39.12) | 130 (16.84) | JnP | 12 (1.55) | 26 (3.37) |
| 95 | YSRCP | 370 (57.54) | TDP | 250 (38.88) | 120 (18.66) | INC | 13 (2.02) | 10 (1.56) |
| 96 | YSRCP | 505 (59) | TDP | 294 (34.35) | 211 (24.65) | JnP | 41 (4.79) | 16 (1.87) |
| 97 | YSRCP | 355 (61.53) | TDP | 206 (35.7) | 149 (25.83) | JnP | 11 (1.91) | 5 (0.87) |
| 98 | YSRCP | 373 (53.9) | TDP | 272 (39.31) | 101 (14.59) | JnP | 29 (4.19) | 18 (2.6) |
| 99 | YSRCP | 447 (54.38) | TDP | 327 (39.78) | 120 (14.6) | JnP | 28 (3.41) | 20 (2.43) |
| 100 | YSRCP | 250 (49.31) | TDP | 222 (43.79) | 28 (5.52) | JnP | 19 (3.75) | 16 (3.16) |
| 101 | TDP | 624 (63.41) | YSRCP | 263 (26.73) | 361 (36.68) | BJP | 40 (4.07) | 57 (5.79) |
| 102 | YSRCP | 454 (52.61) | TDP | 357 (41.37) | 97 (11.24) | JnP | 24 (2.78) | 28 (3.24) |
| 103 | YSRCP | 536 (53.39) | TDP | 413 (41.14) | 123 (12.25) | JnP | 29 (2.89) | 26 (2.59) |
| 104 | TDP | 292 (47.17) | YSRCP | 284 (45.88) | 8 (1.29) | JnP | 27 (4.36) | 16 (2.58) |
| 105 | TDP | 422 (53.83) | YSRCP | 275 (35.08) | 147 (18.75) | BJP | 37 (4.72) | 50 (6.38) |
| 106 | TDP | 173 (61.35) | YSRCP | 87 (30.85) | 86 (30.5) | JnP | 17 (6.03) | 5 (1.77) |
| 107 | TDP | 299 (56.1) | YSRCP | 140 (26.27) | 159 (29.83) | BJP | 68 (12.76) | 26 (4.88) |
| 108 | TDP | 171 (55.52) | YSRCP | 97 (31.49) | 74 (24.03) | BJP | 17 (5.52) | 23 (7.47) |
| 109 | TDP | 326 (51.83) | YSRCP | 215 (34.18) | 111 (17.65) | BJP | 54 (8.59) | 34 (5.41) |
| 110 | TDP | 265 (50.67) | YSRCP | 216 (41.3) | 49 (9.37) | JnP | 20 (3.82) | 22 (4.21) |

Contd....

DISCLAIMER

The Terms of Use and Disclaimer of Datanet India Private Limited (hereinafter referred to as "Datanet") for use of this analysis report of **Nellore City Assembly Constituency (Nellore City Vidhan Sabha)** :-

1. **Assembly Factbook™** is a Registered Trade Mark owned by Datanet.
2. All the maps are sketched and graphical representation only and have not been drawn to the scale and also not to represent the actual geographical area or boundary of the unit.
3. The data for the aforesaid analysis is based on authentic sources and has been culled from the various publications of Census, CSO and NSSO for district and block level data, various central and state government departments, Central & State Elections Commissions and the concerned Returning Officers' releases, Electoral Rolls, Election results and allied publications, internal assessment, surveys, estimates and analysis. Therefore, certain adjustment of data at micro level may have been done to arrive closer to the macro data.
4. Data have been provided on an "As Is" and "As AVAILABLE" basis
5. The colours shown in the maps or diagram and charts of a particular party, alliance or AC are indicative and do not represent them.
6. This publication which includes maps, sheets, graphs and data would be the property under copyright of Datanet only. The user may use these for its internal study, analysis and research purposes. It's public display, re-selling or any commercial uses by the user are not allowed.
7. Datanet has taken due care and caution in compilation and processing of data and allied information, but does not guarantee the accuracy, adequacy or completeness of any information/analysis and will be not responsible for any errors or omissions or for the results obtained from the use of such information/analysis.
8. All the contents for the publication have been culled from various authentic sources and Datanet reasonably believes such sources to be reliable, but does not make any representations, express or implied as to the accuracy or fitness of use of such information. The information or contents of the information/analysis do not constitute advice and should not be relied upon in making (or refraining from making) any decision. Any reliance placed upon the information provided by Datanet is the sole responsibility and strictly at the user's risk.
9. In no event will Datanet be liable for any damages (including, without limitation, damages for loss of business projects, or loss of profits) arising in contract, tort or otherwise from the use of or inability to use any of its contents, or from any action taken (or refrained from being taken) as a result of using the analysis or any of its contents. Datanet its directors, owners, editors, officials, employees, distributor and agents or any associate will not be liable for any errors in the information contained or any consequences arising from the use of the contents of the provided information/analysis.
10. If any provision of these terms and conditions is held invalid or illegal or unenforceable for any reason by any court of competent jurisdiction, such provision shall be severed and the remainder of provisions of the terms and conditions shall continue in full force and effect as if the Term of Use had been executed with the invalid, illegal or unenforceable provision eliminated.
11. If there are any discrepancies in the information provided, please bring it to attention of Datanet for suitable rectification measures.

Buy Online This Complete Book At
Datanet India eBooks Store

www.indiastatpublications.com

or go directly at

[http://www.indiastatpublications.com/
Assembly_factbook/Andhra_Pradesh/Nellore/ Nellore_City](http://www.indiastatpublications.com/Assembly_factbook/Andhra_Pradesh/Nellore/Nellore_City)

 **indiastat**elections

